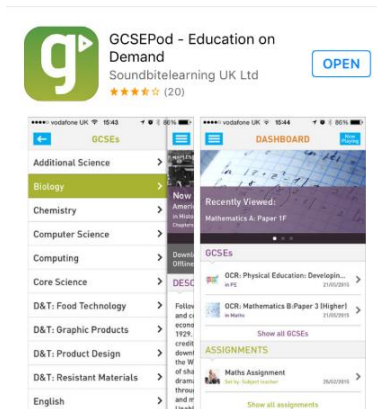


# GCSEPod iOS App



## How to access the app

You must have working login details for the GCSEPod website before you try and access the app.

If you do not have login details set up, please visit [www.gcsepod.com](http://www.gcsepod.com) click LOGIN and then NEW HERE? GET STARTED!

Go to the app store on your mobile device and search for GCSEPod – it's free to download!

## App overview

Once logged in to the app, use the DRAWER to navigate and access the different sections.

### DASHBOARD

Shows an overview of upcoming GCSE exams, due assignments and your playlists. Quickly navigate to key areas of the app with ease.

### GCSEs

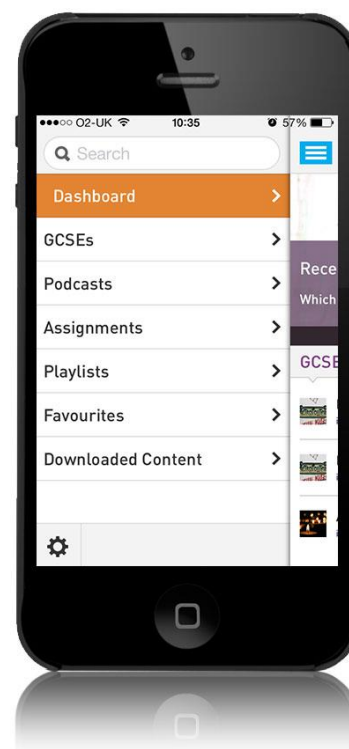
Choose a subject area to view a list of upcoming exams relevant to your school. Select an exam to view a playlist containing all the pods relevant to that exam.

### PODS

Browse pods by subject and topic area. Once you've chosen a topic, watch the pods online, star your favourites or download the whole playlist for offline viewing.

### PLAYLISTS

Watch the playlists you've created on the GCSEPod website and access a quick link back to the website where you can create and edit your playlists.



GCSEPOD.COM

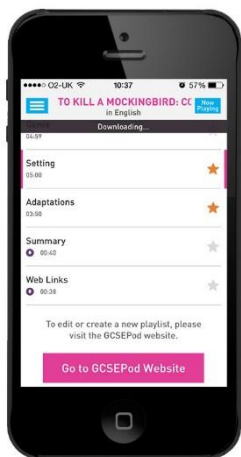


INFO@GCSEPOD.COM



0191 338 7830

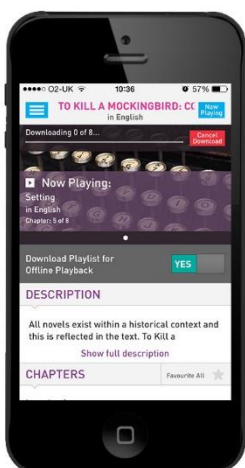
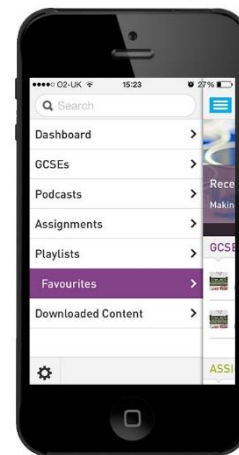
# GCSEPod iOS App



## FAVOURITES

When watching a chapter simply tap the star icon beside the chapter name to add it to your favourites playlist.

To view your list of favourite pods simply select 'Favourites' from the drawer menu. Here you can view and edit a list of all of your favourite pods which are neatly organised by subject and topic area.

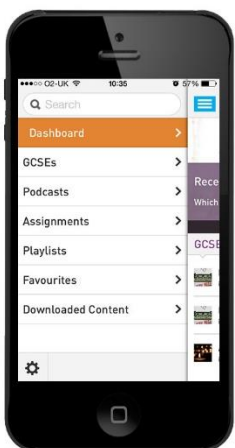
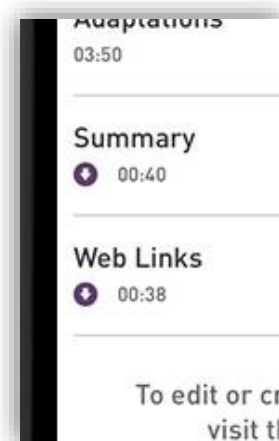


## DOWNLOADED CONTENT

When viewing any playlist, use the slider to download the pods so that you can continue to watch them when you go offline.

Pods that have been downloaded are clearly identified with a small purple icon.


You can also view a list of your downloaded pods, neatly organised by subject and topic area, by selecting the 'Downloaded content' section of the drawer menu.



## SETTINGS

Click the little cog icon from within the drawer menu to go to 'Settings'.

Here you can logout of the app, quickly remove all downloaded content to free up room for more downloads and resync the app with the GCSEPod website so that any changes you have made are updated.



GCSEPOD.COM



INFO@GCSEPOD.COM



0191 338 7830