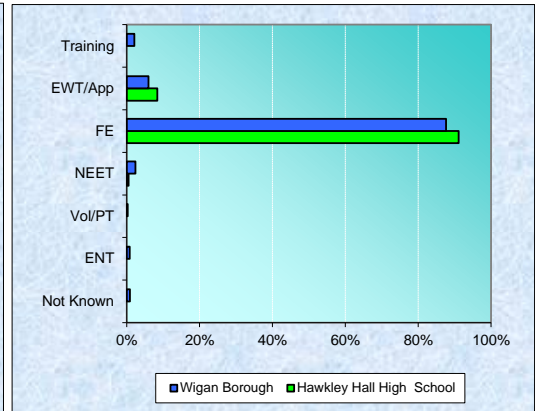
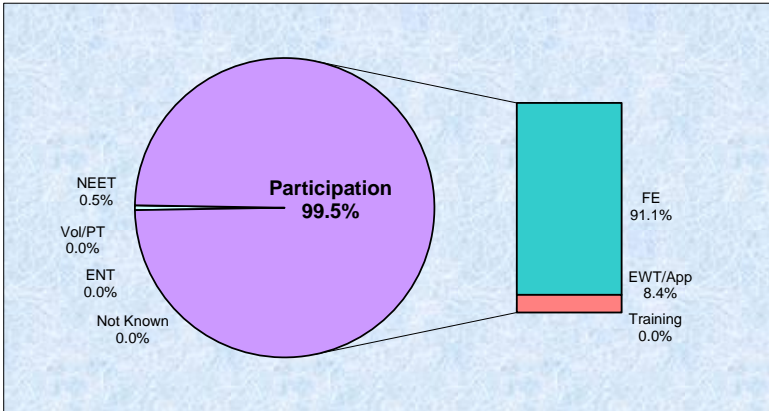


Activity Survey 2019

Hawkley Hall High School

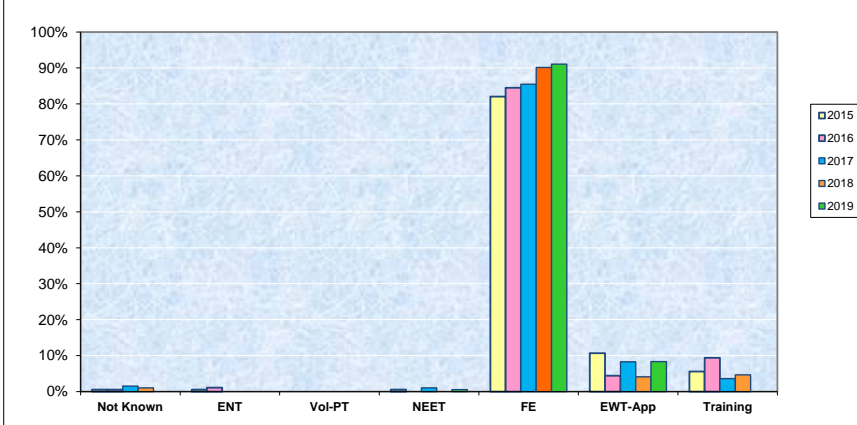
Destination Data



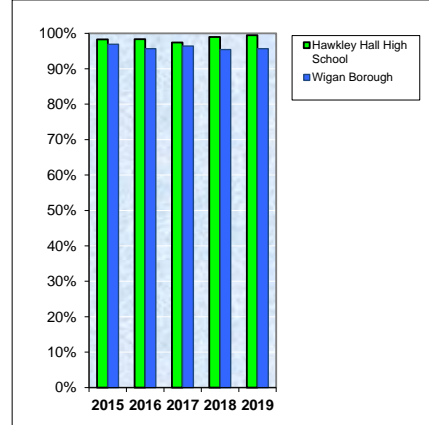
Activity		Hawley Hall High School	Percentage	Wigan Borough	Percentage
Not Known	Not Known		0.00%	31	0.88%
Employment no Training	ENT		0.00%	29	0.82%
Voluntary & Part Time Activities	Vol/PT		0.00%	9	0.26%
NEET	NEET	1	0.52%	83	2.36%
FE	FE	174	91.10%	3088	87.63%
Employment with Training /Apprenticeships	EWT/App	16	8.38%	210	5.96%
Training	Training		0.00%	74	2.10%
Grand Total		191		3524	

Historical Data

Destinations



Participation



Year	Not Known	Employment with no Accredited Training	Voluntary & Part Time Activities	NEET	FE	Employment with Accredited Training/Apprenticeships	Training	Participation	
								Hawley Hall High School	Wigan Borough
2015	0.6%	0.6%	0.0%	0.6%	82.0%	10.7%	5.6%	98.3%	96.9%
2016	0.6%	1.1%	0.0%	0.0%	84.5%	4.4%	9.4%	98.3%	95.7%
2017	1.6%	0.0%	0.0%	1.0%	85.5%	8.3%	3.6%	97.4%	96.4%
2018	1.0%	0.0%	0.0%	0.0%	90.2%	4.1%	4.7%	99.0%	95.4%
2019	0.0%	0.0%	0.0%	0.5%	91.1%	8.4%	0.0%	99.5%	95.7%

Annual Activity Survey 2019 - School Year 11 - Summary

Item	Gender					Total	%
	SEND	Male	Female	Withheld	Not Known		
MEETING THE DUTY TO PARTICIPATE							
Full time education	8	86	88	0	0	174	91.1%
School sixth-form	1	1	0	0	0	1	0.5%
Sixth-form college	3	39	40	0	0	79	41.4%
Further education	4	44	43	0	0	87	45.5%
Higher education	0	0	0	0	0	0	0.0%
Gap year students	0	0	0	0	0	0	0.0%
Other post-16 education	0	2	5	0	0	7	3.7%
Special Post-16 Institution	0	0	0	0	0	0	0.0%
Custodial institution (juvenile offender)	0	0	0	0	0	0	0.0%
Full Time Training	0	0	0	0	0	0	0.0%
ESFA funded work-based learning	0	0	0	0	0	0	0.0%
Other training (for example, non-ESFA funded private training organisations)	0	0	0	0	0	0	0.0%
Training delivered through the Work Programme	0	0	0	0	0	0	0.0%
Traineeship	0	0	0	0	0	0	0.0%
Supported Internship	0	0	0	0	0	0	0.0%
Apprenticeship	0	12	3	0	0	15	7.9%
Apprenticeship	0	12	3	0	0	15	7.9%
Employment combined with training	0	1	0	0	0	1	0.5%
Full time employment with study (regulated qualification)	0	1	0	0	0	1	0.5%
Self-employment with study (regulated qualification)	0	0	0	0	0	0	0.0%
Working not for reward with study (regulated qualification)	0	0	0	0	0	0	0.0%
WORKING TOWARDS							
Working towards participation	0	0	0	0	0	0	0.0%
Re-engagement activities	0	0	0	0	0	0	0.0%
Start date agreed (RPA compliant)	0	0	0	0	0	0	0.0%
TEMPORARY BREAK FROM LEARNING							
Temporary break from learning	0	0	0	0	0	0	0.0%
Supporting family - teenage parents	0	0	0	0	0	0	0.0%
Illness	0	0	0	0	0	0	0.0%
Pregnancy	0	0	0	0	0	0	0.0%
NOT PARTICIPATING							
Employment without training (Total)	0	0	0	0	0	0	0.0%
Employment without training	0	0	0	0	0	0	0.0%
Employment with training (other)	0	0	0	0	0	0	0.0%
Temporary employment	0	0	0	0	0	0	0.0%
Self-employment	0	0	0	0	0	0	0.0%
Not settled (active in the labour market)	0	0	1	0	0	1	0.5%
Part time education	0	0	0	0	0	0	0.0%
Part time employment	0	0	0	0	0	0	0.0%
Start date agreed (other)	0	0	0	0	0	0	0.0%
Working not for reward	0	0	0	0	0	0	0.0%
Not ready for work or learning	0	0	1	0	0	1	0.5%
Seeking employment, education or training	0	0	0	0	0	0	0.0%
Not settled (not active in the labour market)	0	0	0	0	0	0	0.0%
Not available - young carer	0	0	0	0	0	0	0.0%
Not available on religious grounds	0	0	0	0	0	0	0.0%
Unlikely ever to be economically active	0	0	0	0	0	0	0.0%
Not available - other reason	0	0	0	0	0	0	0.0%
Current activity not established	0	0	0	0	0	0	0.0%
Current Situation Not Known	0	0	0	0	0	0	0.0%
Cannot be contacted - no current address	0	0	0	0	0	0	0.0%
Refused to disclose activity	0	0	0	0	0	0	0.0%
Other							
Custody (young adult offender)	0	0	0	0	0	0	0.0%
Survey-TOTAL	8	99	92	0	0	191	

Annual Activity Survey 2019 - School Year 11 - White

	White British	White Irish	White Gypsy/Roma	Any Other White Background	WHITE TOTAL
Item					
MEETING THE DUTY TO PARTICIPATE					
Full time education	166	0	1	0	167
School sixth-form	1	0	0	0	1
Sixth-form college	75	0	0	0	75
Further education	84	0	1	0	85
Higher education	0	0	0	0	0
Gap year students	0	0	0	0	0
Other post-16 education	6	0	0	0	6
Special Post-16 Institution	0	0	0	0	0
Custodial institution (juvenile offender)	0	0	0	0	0
Full Time Training	0	0	0	0	0
ESFA funded work-based learning	0	0	0	0	0
Other training (for example, non-ESFA funded private training organisations)	0	0	0	0	0
Training delivered through the Work Programme	0	0	0	0	0
Traineeship	0	0	0	0	0
Supported Internship	0	0	0	0	0
Apprenticeship	15	0	0	0	15
Apprenticeship	15	0	0	0	15
Employment combined with training	1	0	0	0	1
Full time employment with study (regulated qualification)	1	0	0	0	1
Self-employment with study (regulated qualification)	0	0	0	0	0
Working not for reward with study (regulated qualification)	0	0	0	0	0
WORKING TOWARDS	0	0	0	0	0
Working towards participation	0	0	0	0	0
Re-engagement activities	0	0	0	0	0
Start date agreed (RPA compliant)	0	0	0	0	0
TEMPORARY BREAK FROM LEARNING	0	0	0	0	0
Temporary break from learning	0	0	0	0	0
Supporting family - teenage parents	0	0	0	0	0
Illness	0	0	0	0	0
Pregnancy	0	0	0	0	0
NOT PARTICIPATING	0	0	0	0	0
Employment without training (Total)	0	0	0	0	0
Employment without training	0	0	0	0	0
Employment with training (other)	0	0	0	0	0
Temporary employment	0	0	0	0	0
Self-employment	0	0	0	0	0
Not settled (active in the labour market)	1	0	0	0	1
Part time education	0	0	0	0	0
Part time employment	0	0	0	0	0
Start date agreed (other)	0	0	0	0	0
Working not for reward	0	0	0	0	0
Not ready for work or learning	1	0	0	0	1
Seeking employment, education or training	0	0	0	0	0
Not settled (not active in the labour market)	0	0	0	0	0
Not available - young carer	0	0	0	0	0
Not available on religious grounds	0	0	0	0	0
Unlikely ever to be economically active	0	0	0	0	0
Not available - other reason	0	0	0	0	0
Current activity not established	0	0	0	0	0
Current Situation Not Known	0	0	0	0	0
Cannot be contacted - no current address	0	0	0	0	0
Refused to disclose activity	0	0	0	0	0
Other	0	0	0	0	0
Custody (young adult offender)	0	0	0	0	0
Survey-TOTAL	183	0	1	0	184

Annual Activity Survey 2019 - School Year 11 - Mixed

	White and Black Caribbean	White and Black African	White and Asian	Any Other Mixed Background	MIXED TOTAL
Item					
MEETING THE DUTY TO PARTICIPATE					
Full time education	0	1	1	1	3
School sixth-form	0	0	0	0	0
Sixth-form college	0	0	0	1	1
Further education	0	1	0	0	1
Higher education	0	0	0	0	0
Gap year students	0	0	0	0	0
Other post-16 education	0	0	1	0	1
Special Post-16 Institution	0	0	0	0	0
Custodial institution (juvenile offender)	0	0	0	0	0
Full Time Training	0	0	0	0	0
ESFA funded work-based learning	0	0	0	0	0
Other training (for example, non-ESFA funded private training organisations)	0	0	0	0	0
Training delivered through the Work Programme	0	0	0	0	0
Traineeship	0	0	0	0	0
Supported Internship	0	0	0	0	0
Apprenticeship	0	0	0	0	0
Apprenticeship	0	0	0	0	0
Employment combined with training	0	0	0	0	0
Full time employment with study (regulated qualification)	0	0	0	0	0
Self-employment with study (regulated qualification)	0	0	0	0	0
Working not for reward with study (regulated qualification)	0	0	0	0	0
WORKING TOWARDS					
Working towards participation	0	0	0	0	0
Re-engagement activities	0	0	0	0	0
Start date agreed (RPA compliant)	0	0	0	0	0
TEMPORARY BREAK FROM LEARNING					
Temporary break from learning	0	0	0	0	0
Supporting family - teenage parents	0	0	0	0	0
Illness	0	0	0	0	0
Pregnancy	0	0	0	0	0
NOT PARTICIPATING					
Employment without training (Total)	0	0	0	0	0
Employment without training	0	0	0	0	0
Employment with training (other)	0	0	0	0	0
Temporary employment	0	0	0	0	0
Self-employment	0	0	0	0	0
Not settled (active in the labour market)	0	0	0	0	0
Part time education	0	0	0	0	0
Part time employment	0	0	0	0	0
Start date agreed (other)	0	0	0	0	0
Working not for reward	0	0	0	0	0
Not ready for work or learning	0	0	0	0	0
Seeking employment, education or training	0	0	0	0	0
Not settled (not active in the labour market)	0	0	0	0	0
Not available - young carer	0	0	0	0	0
Not available on religious grounds	0	0	0	0	0
Unlikely ever to be economically active	0	0	0	0	0
Not available - other reason	0	0	0	0	0
Current activity not established	0	0	0	0	0
Current Situation Not Known	0	0	0	0	0
Cannot be contacted - no current address	0	0	0	0	0
Refused to disclose activity	0	0	0	0	0
Other					
Custody (young adult offender)	0	0	0	0	0
Survey-TOTAL	0	1	1	1	3

Annual Activity Survey 2019 - School Year 11 - Asian

	Item	Indian	Pakistani	Bangladeshi	Any other Asian Background	ASIAN TOTAL
MEETING THE DUTY TO PARTICIPATE	Full time education	0	0	0	3	3
	School sixth-form	0	0	0	0	0
	Sixth-form college	0	0	0	2	2
	Further education	0	0	0	1	1
	Higher education	0	0	0	0	0
	Gap year students	0	0	0	0	0
	Other post-16 education	0	0	0	0	0
	Special Post-16 Institution	0	0	0	0	0
	Custodial institution (juvenile offender)	0	0	0	0	0
	Full Time Training	0	0	0	0	0
	ESFA funded work-based learning	0	0	0	0	0
	Other training (for example, non-ESFA funded private training organisations)	0	0	0	0	0
	Training delivered through the Work Programme	0	0	0	0	0
	Traineeship	0	0	0	0	0
	Supported Internship	0	0	0	0	0
	Apprenticeship	0	0	0	0	0
	Apprenticeship	0	0	0	0	0
	Employment combined with training	0	0	0	0	0
	Full time employment with study (regulated qualification)	0	0	0	0	0
	Self-employment with study (regulated qualification)	0	0	0	0	0
Working not for reward with study (regulated qualification)	0	0	0	0	0	
WORKING TOWARDS	Working towards participation	0	0	0	0	0
	Re-engagement activities	0	0	0	0	0
	Start date agreed (RPA compliant)	0	0	0	0	0
TEMPORARY BREAK FROM LEARNING	Temporary break from learning	0	0	0	0	0
	Supporting family - teenage parents	0	0	0	0	0
	Illness	0	0	0	0	0
	Pregnancy	0	0	0	0	0
NOT PARTICIPATING	Employment without training (Total)	0	0	0	0	0
	Employment without training	0	0	0	0	0
	Employment with training (other)	0	0	0	0	0
	Temporary employment	0	0	0	0	0
	Self-employment	0	0	0	0	0
	Not settled (active in the labour market)	0	0	0	0	0
	Part time education	0	0	0	0	0
	Part time employment	0	0	0	0	0
	Start date agreed (other)	0	0	0	0	0
	Working not for reward	0	0	0	0	0
	Not ready for work or learning	0	0	0	0	0
	Seeking employment, education or training	0	0	0	0	0
	Not settled (not active in the labour market)	0	0	0	0	0
	Not available - young carer	0	0	0	0	0
	Not available on religious grounds	0	0	0	0	0
	Unlikely ever to be economically active	0	0	0	0	0
	Not available - other reason	0	0	0	0	0
	Current activity not established	0	0	0	0	0
	Current Situation Not Known	0	0	0	0	0
	Cannot be contacted - no current address	0	0	0	0	0
Refused to disclose activity	0	0	0	0	0	
Other	Custody (young adult offender)	0	0	0	0	0
	Survey-TOTAL	0	0	0	3	3

Annual Activity Survey 2019 - School Year 11 - Black

	Item	Caribbean	African	Any Other Black Background	BLACK TOTAL
MEETING THE DUTY TO PARTICIPATE	Full time education	0	0	0	0
	School sixth-form	0	0	0	0
	Sixth-form college	0	0	0	0
	Further education	0	0	0	0
	Higher education	0	0	0	0
	Gap year students	0	0	0	0
	Other post-16 education	0	0	0	0
	Special Post-16 Institution	0	0	0	0
	Custodial institution (juvenile offender)	0	0	0	0
	Full Time Training	0	0	0	0
	ESFA funded work-based learning	0	0	0	0
	Other training (for example, non-ESFA funded private training organisations)	0	0	0	0
	Training delivered through the Work Programme	0	0	0	0
	Traineeship	0	0	0	0
	Supported Internship	0	0	0	0
	Apprenticeship	0	0	0	0
	Apprenticeship	0	0	0	0
	Employment combined with training	0	0	0	0
	Full time employment with study (regulated qualification)	0	0	0	0
Self-employment with study (regulated qualification)	0	0	0	0	
Working not for reward with study (regulated qualification)	0	0	0	0	
WORKING TOWARDS	Working towards participation	0	0	0	0
	Re-engagement activities	0	0	0	0
TEMPORARY BREAK FROM LEARNING	Start date agreed (RPA compliant)	0	0	0	0
	Temporary break from learning	0	0	0	0
	Supporting family - teenage parents	0	0	0	0
NOT PARTICIPATING	Illness	0	0	0	0
	Pregnancy	0	0	0	0
	Employment without training (Total)	0	0	0	0
	Employment without training	0	0	0	0
	Employment with training (other)	0	0	0	0
	Temporary employment	0	0	0	0
	Self-employment	0	0	0	0
	Not settled (active in the labour market)	0	0	0	0
	Part time education	0	0	0	0
	Part time employment	0	0	0	0
	Start date agreed (other)	0	0	0	0
	Working not for reward	0	0	0	0
	Not ready for work or learning	0	0	0	0
	Seeking employment, education or training	0	0	0	0
	Not settled (not active in the labour market)	0	0	0	0
	Not available - young carer	0	0	0	0
	Not available on religious grounds	0	0	0	0
	Unlikely ever to be economically active	0	0	0	0
	Not available - other reason	0	0	0	0
Current activity not established	0	0	0	0	
Current Situation Not Known	0	0	0	0	
Cannot be contacted - no current address	0	0	0	0	
Refused to disclose activity	0	0	0	0	
Other	Custody (young adult offender)	0	0	0	0
	Survey-TOTAL	0	0	0	0

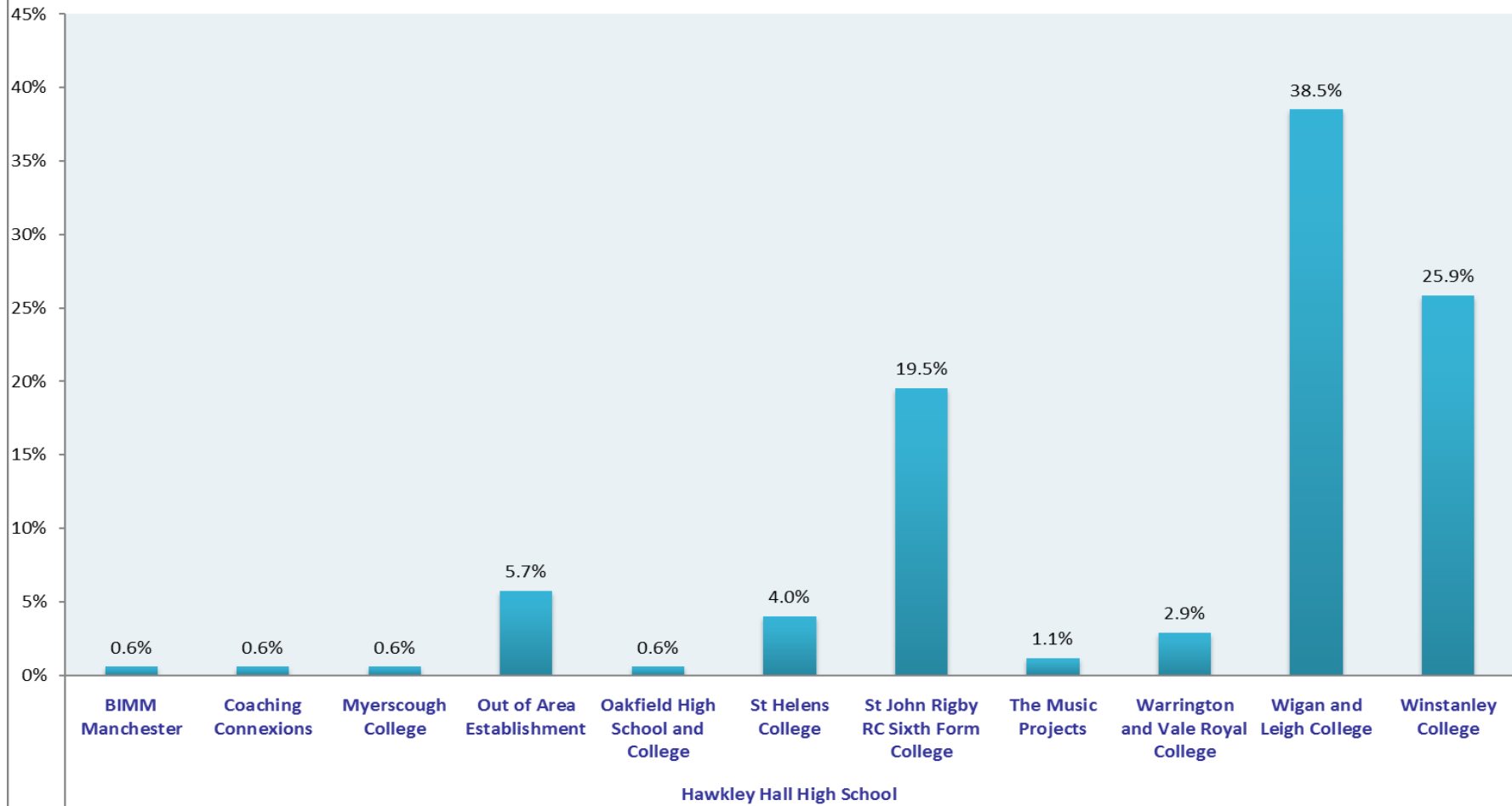
Annual Activity Survey 2019 - School Year 11 - Others

	Chinese	Any Other Ethnic Group	Refused	Information Not Obtained	OTHERS TOTAL
Item					
MEETING THE DUTY TO PARTICIPATE					
Full time education	1	0	0	0	1
School sixth-form	0	0	0	0	0
Sixth-form college	1	0	0	0	1
Further education	0	0	0	0	0
Higher education	0	0	0	0	0
Gap year students	0	0	0	0	0
Other post-16 education	0	0	0	0	0
Special Post-16 Institution	0	0	0	0	0
Custodial institution (juvenile offender)	0	0	0	0	0
Full Time Training	0	0	0	0	0
ESFA funded work-based learning	0	0	0	0	0
Other training (for example, non-ESFA funded private training organisations)	0	0	0	0	0
Training delivered through the Work Programme	0	0	0	0	0
Traineeship	0	0	0	0	0
Supported Internship	0	0	0	0	0
Apprenticeship	0	0	0	0	0
Apprenticeship	0	0	0	0	0
Employment combined with training	0	0	0	0	0
Full time employment with study (regulated qualification)	0	0	0	0	0
Self-employment with study (regulated qualification)	0	0	0	0	0
Working not for reward with study (regulated qualification)	0	0	0	0	0
WORKING TOWARDS					
Working towards participation	0	0	0	0	0
Re-engagement activities	0	0	0	0	0
Start date agreed (RPA compliant)	0	0	0	0	0
TEMPORARY BREAK FROM LEARNING					
Temporary break from learning	0	0	0	0	0
Supporting family - teenage parents	0	0	0	0	0
Illness	0	0	0	0	0
Pregnancy	0	0	0	0	0
NOT PARTICIPATING					
Employment without training (Total)	0	0	0	0	0
Employment without training	0	0	0	0	0
Employment with training (other)	0	0	0	0	0
Temporary employment	0	0	0	0	0
Self-employment	0	0	0	0	0
Not settled (active in the labour market)	0	0	0	0	0
Part time education	0	0	0	0	0
Part time employment	0	0	0	0	0
Start date agreed (other)	0	0	0	0	0
Working not for reward	0	0	0	0	0
Not ready for work or learning	0	0	0	0	0
Seeking employment, education or training	0	0	0	0	0
Not settled (not active in the labour market)	0	0	0	0	0
Not available - young carer	0	0	0	0	0
Not available on religious grounds	0	0	0	0	0
Unlikely ever to be economically active	0	0	0	0	0
Not available - other reason	0	0	0	0	0
Current activity not established	0	0	0	0	0
Current Situation Not Known	0	0	0	0	0
Cannot be contacted - no current address	0	0	0	0	0
Refused to disclose activity	0	0	0	0	0
Other					
Custody (young adult offender)	0	0	0	0	0
Survey-TOTAL	1	0	0	0	1

Annual Activity Survey 2019 - School Year 11 - Courses

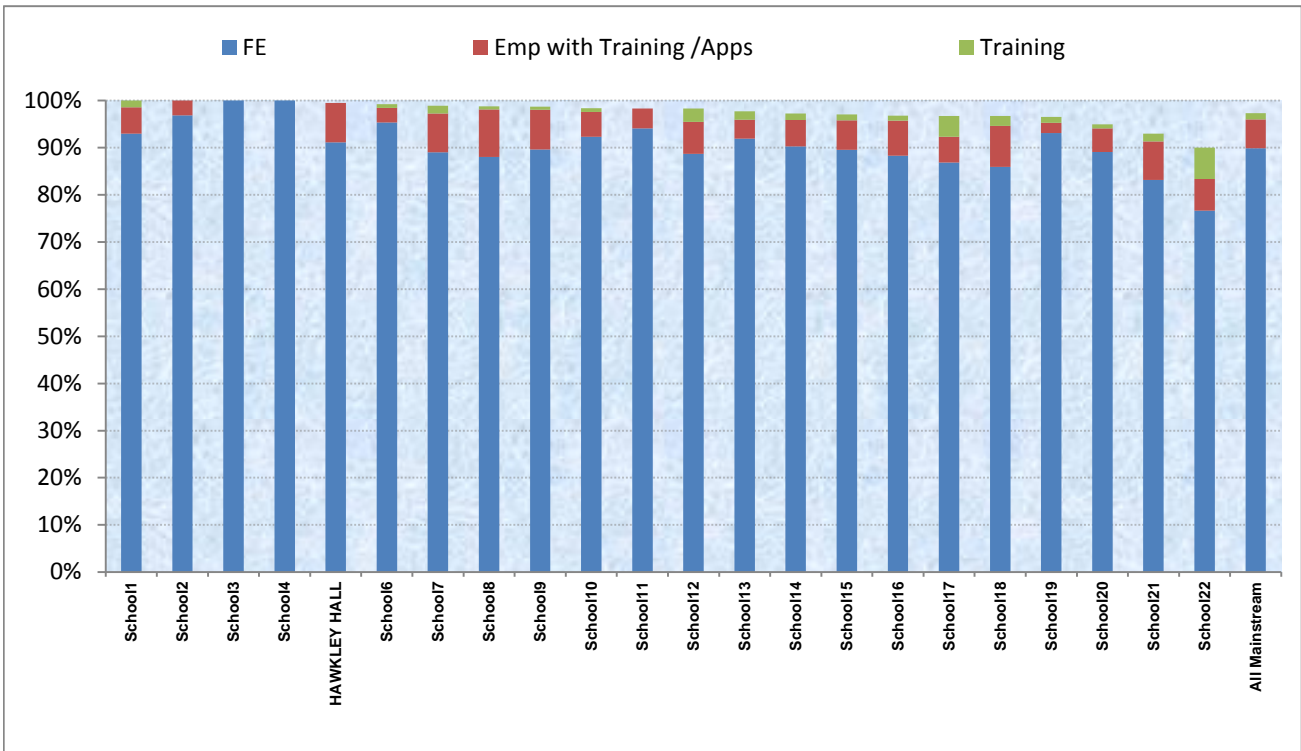
Item	SEND	Gender				Total
		Male	Female	Withheld	Not Known	
Within full time education, leading to - (TOTAL)	8	86	88	0	0	174
GCE A or AS or A2 level	3	32	37	0	0	69
Level 3 Course	0	0	0	0	0	0
Level 2 Course	0	0	0	0	0	0
Level 1 Course	0	0	0	0	0	0
NVQ Level 3 or equivalent	1	22	25	0	0	47
NVQ Level 2 or equivalent	0	10	16	0	0	26
NVQ Level 1 or equivalent	2	16	4	0	0	20
GCSE course(s)	0	0	0	0	0	0
Other courses followed in full time education	2	6	6	0	0	12
Continuation of a two year course	0	0	0	0	0	0
Higher Education qualification	0	0	0	0	0	0
Gap Year	0	0	0	0	0	0

FE Destinations by Provider

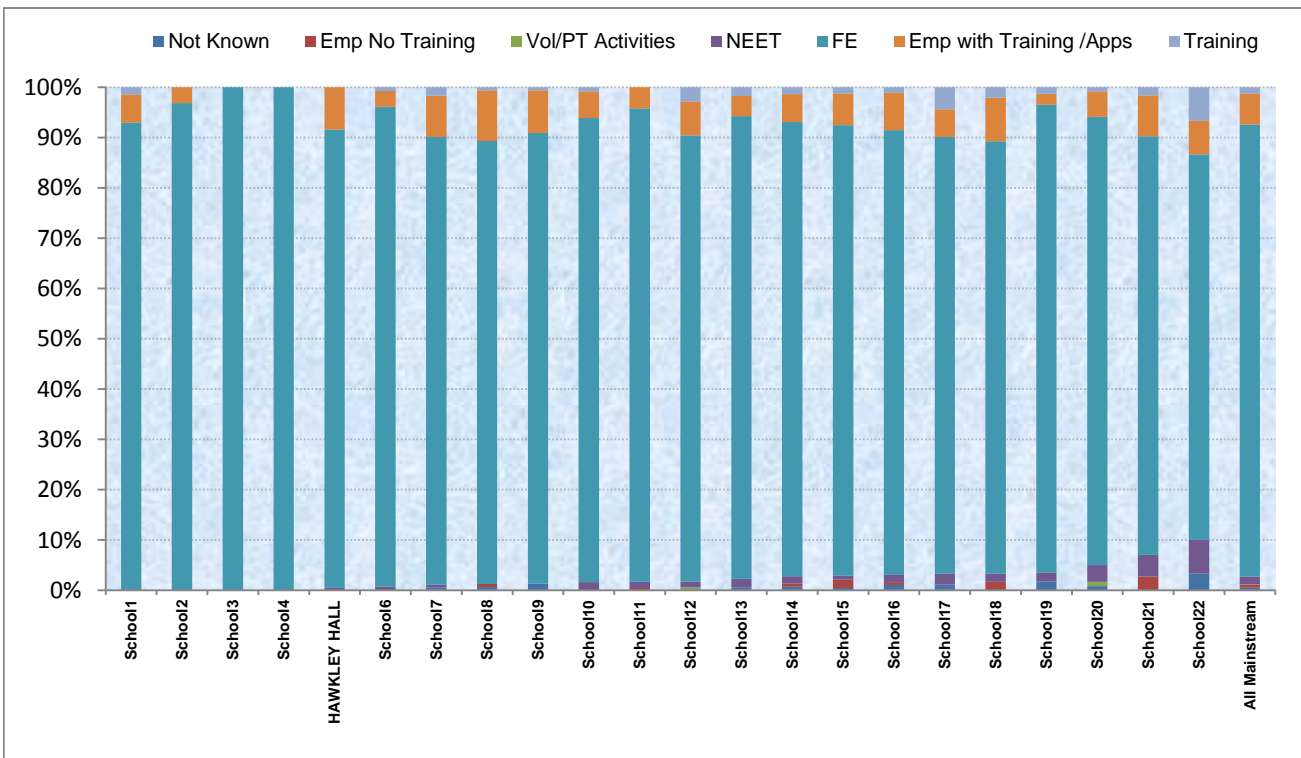


Activity Survey 2019

Participation - All Mainstream Schools



Destination Type - All Mainstream Schools



Activity Survey - 2018 Leavers - Destinations 2019

2018 Destination	2019 Destinations							Grand Total
	Not Known	Employment No Training	Voluntary/PT Activities	NEET	FE	Employment with Training/Apprenticeships	Training	
Not Known				2				2
Emp No Training								0
Vol/PT Activities								0
NEET								0
FE	15	3		4	142	9	1	174
Emp with Training / Apps						8		8
Training		2		1	3	2	1	9
Grand Total	15	5	0	7	145	19	2	193

Destination Type	AS 2018 Destination	Destinations 2019
Not Known	1.0%	7.8%
Emp No Training		2.6%
Vol/PT		
NEET		3.6%
FE	90.2%	75.1%
Emp With Training/Apps	4.1%	9.8%
Training	4.7%	1.0%
Participation	99.0%	86.0%

