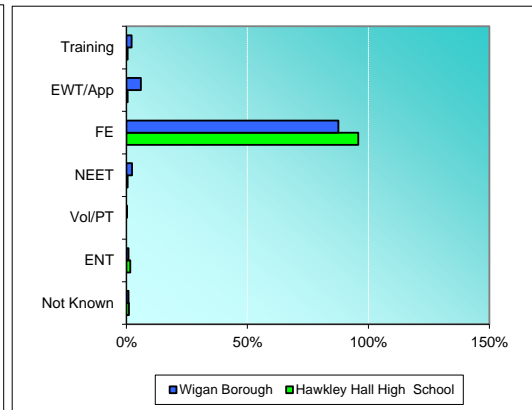
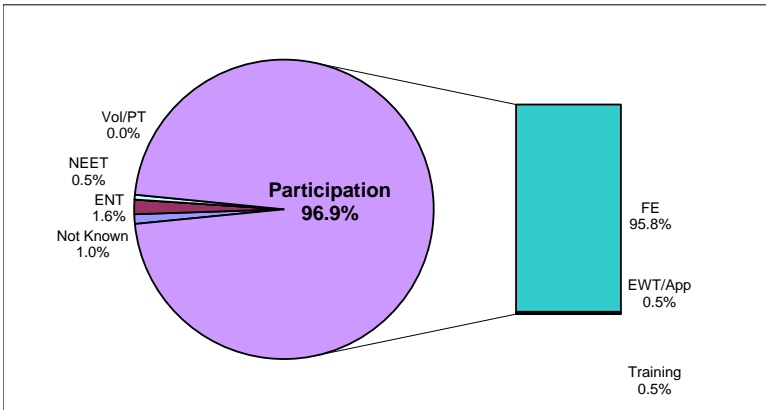


Activity Survey 2020

Hawkley Hall High School

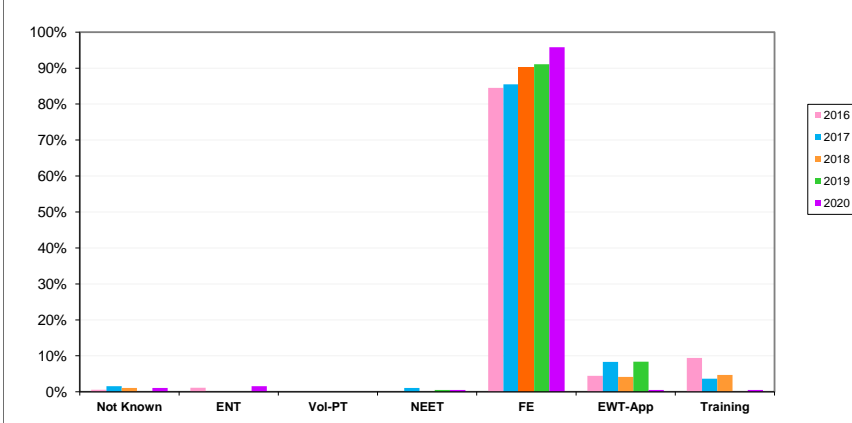
Destination Data



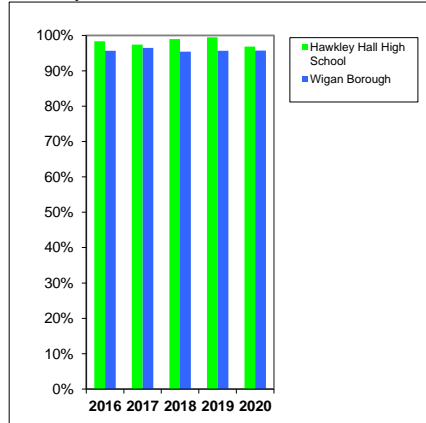
Activity		Hawley Hall High School	Percentage	Wigan Borough	Percentage
Not Known	Not Known	2	1.04%	31	0.88%
Employment no Training	ENT	3	1.56%	29	0.82%
Voluntary & Part Time Activities	Vol/PT		0.00%	9	0.26%
NEET	NEET	1	0.52%	83	2.36%
FE	FE	184	95.83%	3088	87.63%
Employment with Training /Apprenticeships	EWT/App	1	0.52%	210	5.96%
Training	Training	1	0.52%	74	2.10%
Grand Total		192		3524	

Historical Data

Destinations



Participation



Year	Not Known	Employment with no Accredited Training	Voluntary & Part Time Activities	NEET	FE	Employment with Accredited Training/Apprenticeships	Training	Participation	
								Hawley Hall High School	Wigan Borough
2016	0.6%	1.1%	0.0%	0.0%	84.5%	4.4%	9.4%	98.3%	95.7%
2017	1.6%	0.0%	0.0%	1.0%	85.5%	8.3%	3.6%	97.4%	96.4%
2018	1.0%	0.0%	0.0%	0.0%	90.2%	4.1%	4.7%	99.0%	95.4%
2019	0.0%	0.0%	0.0%	0.5%	91.1%	8.4%	0.0%	99.5%	95.7%
2020	1.0%	1.6%	0.0%	0.5%	95.8%	0.5%	0.5%	96.9%	95.7%

Annual Activity Survey 2020 - School Year 11 - Summary

Item	Gender					Total	%
	SEND	Male	Female	Withheld	Not Known		
MEETING THE DUTY TO PARTICIPATE							
Full time education	6	93	91	0	0	184	95.8%
School sixth-form	0	3	2	0	0	5	2.6%
Sixth-form college	1	32	57	0	0	89	46.4%
Further education	5	58	31	0	0	89	46.4%
Higher education	0	0	0	0	0	0	0.0%
Gap year students	0	0	0	0	0	0	0.0%
Other post-16 education	0	0	1	0	0	1	0.5%
Special Post-16 Institution	0	0	0	0	0	0	0.0%
Custodial institution (juvenile offender)	0	0	0	0	0	0	0.0%
Full Time Training	0	1	0	0	0	1	0.5%
ESFA funded work-based learning	0	1	0	0	0	1	0.5%
Other training (for example, non-ESFA funded private training organisations)	0	0	0	0	0	0	0.0%
DWP training and support programme	0	0	0	0	0	0	0.0%
Traineeship	0	0	0	0	0	0	0.0%
Supported Internship	0	0	0	0	0	0	0.0%
Apprenticeship	0	0	1	0	0	1	0.5%
Apprenticeship	0	0	1	0	0	1	0.5%
Employment combined with training	0	0	0	0	0	0	0.0%
Full time employment with study (regulated qualification)	0	0	0	0	0	0	0.0%
Self-employment with study (regulated qualification)	0	0	0	0	0	0	0.0%
Working not for reward with study (regulated qualification)	0	0	0	0	0	0	0.0%
WORKING TOWARDS							
Working towards participation	0	0	0	0	0	0	0.0%
Re-engagement activities	0	0	0	0	0	0	0.0%
Start date agreed (RPA compliant)	0	0	0	0	0	0	0.0%
TEMPORARY BREAK FROM LEARNING							
Temporary break from learning	0	0	0	0	0	0	0.0%
Supporting family - teenage parents	0	0	0	0	0	0	0.0%
Illness	0	0	0	0	0	0	0.0%
Pregnancy	0	0	0	0	0	0	0.0%
NOT PARTICIPATING							
Employment without training (Total)	0	1	2	0	0	3	1.6%
Employment without training	0	0	1	0	0	1	0.5%
Employment with training (other)	0	1	0	0	0	1	0.5%
Temporary employment	0	0	0	0	0	0	0.0%
Self-employment	0	0	1	0	0	1	0.5%
Not settled (active in the labour market)	0	0	1	0	0	1	0.5%
Part time education	0	0	0	0	0	0	0.0%
Part time employment	0	0	0	0	0	0	0.0%
Start date agreed (other)	0	0	0	0	0	0	0.0%
Working not for reward	0	0	0	0	0	0	0.0%
Not ready for work or learning	0	0	0	0	0	0	0.0%
Seeking employment, education or training	0	0	1	0	0	1	0.5%
Not settled (not active in the labour market)	0	0	0	0	0	0	0.0%
Not available - young carer	0	0	0	0	0	0	0.0%
Not available on religious grounds	0	0	0	0	0	0	0.0%
Unlikely ever to be economically active	0	0	0	0	0	0	0.0%
Not available - other reason	0	0	0	0	0	0	0.0%
Current activity not established	0	1	1	0	0	2	1.0%
Current Situation Not Known	0	1	1	0	0	2	1.0%
Cannot be contacted - no current address	0	0	0	0	0	0	0.0%
Refused to disclose activity	0	0	0	0	0	0	0.0%
Other							
Custody (young adult offender)	0	0	0	0	0	0	0.0%
Survey-TOTAL	6	96	96	0	0	192	

Annual Activity Survey 2020 - School Year 11 - White

	White British	White Irish	White Gypsy/Roma	Any Other White Background	WHITE TOTAL
MEETING THE DUTY TO PARTICIPATE					
Full time education	174	0	0	0	174
School sixth-form	4	0	0	0	4
Sixth-form college	83	0	0	0	83
Further education	86	0	0	0	86
Higher education	0	0	0	0	0
Gap year students	0	0	0	0	0
Other post-16 education	1	0	0	0	1
Special Post-16 Institution	0	0	0	0	0
Custodial institution (juvenile offender)	0	0	0	0	0
Full Time Training	1	0	0	0	1
ESFA funded work-based learning	1	0	0	0	1
Other training (for example, non-ESFA funded private training organisations)	0	0	0	0	0
DWP training and support programme	0	0	0	0	0
Traineeship	0	0	0	0	0
Supported Internship	0	0	0	0	0
Apprenticeship	1	0	0	0	1
Apprenticeship	1	0	0	0	1
Employment combined with training	0	0	0	0	0
Full time employment with study (regulated qualification)	0	0	0	0	0
Self-employment with study (regulated qualification)	0	0	0	0	0
Working not for reward with study (regulated qualification)	0	0	0	0	0
WORKING TOWARDS					
Working towards participation	0	0	0	0	0
Re-engagement activities	0	0	0	0	0
Start date agreed (RPA compliant)	0	0	0	0	0
TEMPORARY BREAK FROM LEARNING					
Temporary break from learning	0	0	0	0	0
Supporting family - teenage parents	0	0	0	0	0
Illness	0	0	0	0	0
Pregnancy	0	0	0	0	0
NOT PARTICIPATING					
Employment without training (Total)	3	0	0	0	3
Employment without training	1	0	0	0	1
Employment with training (other)	1	0	0	0	1
Temporary employment	0	0	0	0	0
Self-employment	1	0	0	0	1
Not settled (active in the labour market)	1	0	0	0	1
Part time education	0	0	0	0	0
Part time employment	0	0	0	0	0
Start date agreed (other)	0	0	0	0	0
Working not for reward	0	0	0	0	0
Not ready for work or learning	0	0	0	0	0
Seeking employment, education or training	1	0	0	0	1
Not settled (not active in the labour market)	0	0	0	0	0
Not available - young carer	0	0	0	0	0
Not available on religious grounds	0	0	0	0	0
Unlikely ever to be economically active	0	0	0	0	0
Not available - other reason	0	0	0	0	0
Current activity not established	2	0	0	0	2
Current Situation Not Known	2	0	0	0	2
Cannot be contacted - no current address	0	0	0	0	0
Refused to disclose activity	0	0	0	0	0
Other					
Custody (young adult offender)	0	0	0	0	0
Survey-TOTAL	182	0	0	0	182

Annual Activity Survey 2020 - School Year 11 - Mixed

	White and Black Caribbean	White and Black African	White and Asian	Any Other Mixed Background	MIXED TOTAL
Item					
MEETING THE DUTY TO PARTICIPATE					
Full time education	0	2	0	1	3
School sixth-form	0	1	0	0	1
Sixth-form college	0	1	0	1	2
Further education	0	0	0	0	0
Higher education	0	0	0	0	0
Gap year students	0	0	0	0	0
Other post-16 education	0	0	0	0	0
Special Post-16 Institution	0	0	0	0	0
Custodial institution (juvenile offender)	0	0	0	0	0
Full Time Training	0	0	0	0	0
ESFA funded work-based learning	0	0	0	0	0
Other training (for example, non-ESFA funded private training organisations)	0	0	0	0	0
DWP training and support programme	0	0	0	0	0
Traineeship	0	0	0	0	0
Supported Internship	0	0	0	0	0
Apprenticeship	0	0	0	0	0
Apprenticeship	0	0	0	0	0
Employment combined with training	0	0	0	0	0
Full time employment with study (regulated qualification)	0	0	0	0	0
Self-employment with study (regulated qualification)	0	0	0	0	0
Working not for reward with study (regulated qualification)	0	0	0	0	0
WORKING TOWARDS					
Working towards participation	0	0	0	0	0
Re-engagement activities	0	0	0	0	0
Start date agreed (RPA compliant)	0	0	0	0	0
TEMPORARY BREAK FROM LEARNING					
Temporary break from learning	0	0	0	0	0
Supporting family - teenage parents	0	0	0	0	0
Illness	0	0	0	0	0
Pregnancy	0	0	0	0	0
NOT PARTICIPATING					
Employment without training (Total)	0	0	0	0	0
Employment without training	0	0	0	0	0
Employment with training (other)	0	0	0	0	0
Temporary employment	0	0	0	0	0
Self-employment	0	0	0	0	0
Not settled (active in the labour market)	0	0	0	0	0
Part time education	0	0	0	0	0
Part time employment	0	0	0	0	0
Start date agreed (other)	0	0	0	0	0
Working not for reward	0	0	0	0	0
Not ready for work or learning	0	0	0	0	0
Seeking employment, education or training	0	0	0	0	0
Not settled (not active in the labour market)	0	0	0	0	0
Not available - young carer	0	0	0	0	0
Not available on religious grounds	0	0	0	0	0
Unlikely ever to be economically active	0	0	0	0	0
Not available - other reason	0	0	0	0	0
Current activity not established	0	0	0	0	0
Current Situation Not Known	0	0	0	0	0
Cannot be contacted - no current address	0	0	0	0	0
Refused to disclose activity	0	0	0	0	0
Other					
Custody (young adult offender)	0	0	0	0	0
Survey-TOTAL	0	2	0	1	3

Annual Activity Survey 2020 - School Year 11 - Asian

	Item	Indian	Pakistani	Bangladeshi	Any other Asian Background	ASIAN TOTAL
MEETING THE DUTY TO PARTICIPATE	Full time education	0	1	0	1	2
	School sixth-form	0	0	0	0	0
	Sixth-form college	0	0	0	1	1
	Further education	0	1	0	0	1
	Higher education	0	0	0	0	0
	Gap year students	0	0	0	0	0
	Other post-16 education	0	0	0	0	0
	Special Post-16 Institution	0	0	0	0	0
	Custodial institution (juvenile offender)	0	0	0	0	0
	Full Time Training	0	0	0	0	0
	ESFA funded work-based learning	0	0	0	0	0
	Other training (for example, non-ESFA funded private training organisations)	0	0	0	0	0
	DWP training and support programme	0	0	0	0	0
	Traineeship	0	0	0	0	0
	Supported Internship	0	0	0	0	0
	Apprenticeship	0	0	0	0	0
	Apprenticeship	0	0	0	0	0
	Employment combined with training	0	0	0	0	0
	Full time employment with study (regulated qualification)	0	0	0	0	0
Self-employment with study (regulated qualification)	0	0	0	0	0	
Working not for reward with study (regulated qualification)	0	0	0	0	0	
WORKING TOWARDS	Working towards participation	0	0	0	0	0
	Re-engagement activities	0	0	0	0	0
	Start date agreed (RPA compliant)	0	0	0	0	0
TEMPORARY BREAK FROM LEARNING	Temporary break from learning	0	0	0	0	0
	Supporting family - teenage parents	0	0	0	0	0
	Illness	0	0	0	0	0
	Pregnancy	0	0	0	0	0
NOT PARTICIPATING	Employment without training (Total)	0	0	0	0	0
	Employment without training	0	0	0	0	0
	Employment with training (other)	0	0	0	0	0
	Temporary employment	0	0	0	0	0
	Self-employment	0	0	0	0	0
	Not settled (active in the labour market)	0	0	0	0	0
	Part time education	0	0	0	0	0
	Part time employment	0	0	0	0	0
	Start date agreed (other)	0	0	0	0	0
	Working not for reward	0	0	0	0	0
	Not ready for work or learning	0	0	0	0	0
	Seeking employment, education or training	0	0	0	0	0
	Not settled (not active in the labour market)	0	0	0	0	0
	Not available - young carer	0	0	0	0	0
	Not available on religious grounds	0	0	0	0	0
	Unlikely ever to be economically active	0	0	0	0	0
	Not available - other reason	0	0	0	0	0
	Current activity not established	0	0	0	0	0
	Current Situation Not Known	0	0	0	0	0
	Cannot be contacted - no current address	0	0	0	0	0
Refused to disclose activity	0	0	0	0	0	
Other	Custody (young adult offender)	0	0	0	0	0
	Survey-TOTAL	0	1	0	1	2

Annual Activity Survey 2020 - School Year 11 - Black

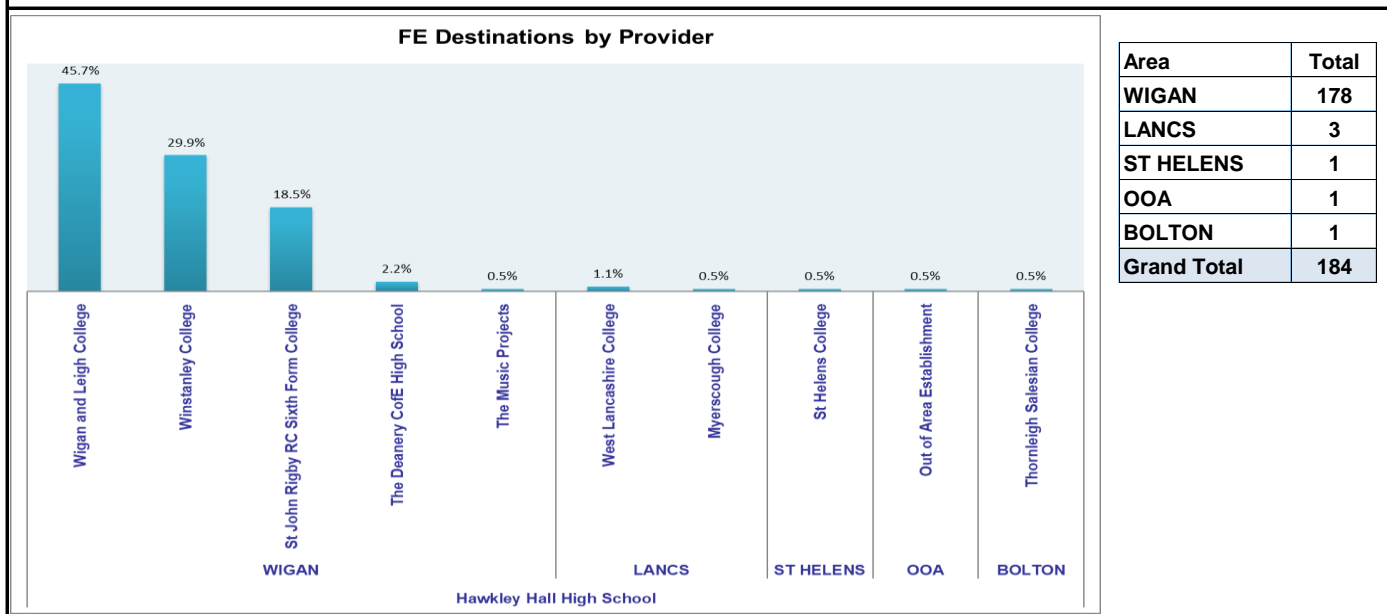
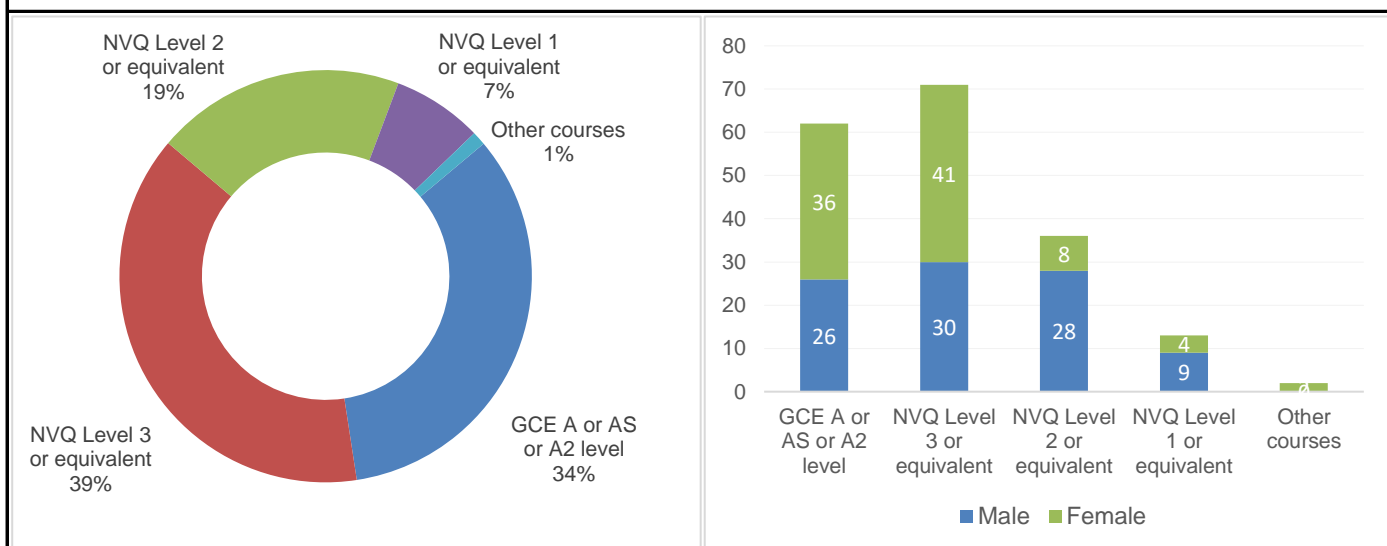
	Item	Caribbean	African	Black British	Any Other Black Background	BLACK TOTAL
MEETING THE DUTY TO PARTICIPATE	Full time education	0	1	0	0	1
	School sixth-form	0	0	0	0	0
	Sixth-form college	0	1	0	0	1
	Further education	0	0	0	0	0
	Higher education	0	0	0	0	0
	Gap year students	0	0	0	0	0
	Other post-16 education	0	0	0	0	0
	Special Post-16 Institution	0	0	0	0	0
	Custodial institution (juvenile offender)	0	0	0	0	0
	Full Time Training	0	0	0	0	0
	ESFA funded work-based learning	0	0	0	0	0
	Other training (for example, non-ESFA funded private training organisations)	0	0	0	0	0
	DWP training and support programme	0	0	0	0	0
	Traineeship	0	0	0	0	0
	Supported Internship	0	0	0	0	0
	Apprenticeship	0	0	0	0	0
	Apprenticeship	0	0	0	0	0
	Employment combined with training	0	0	0	0	0
	Full time employment with study (regulated qualification)	0	0	0	0	0
	Self-employment with study (regulated qualification)	0	0	0	0	0
Working not for reward with study (regulated qualification)	0	0	0	0	0	
WORKING TOWARDS	Working towards participation	0	0	0	0	0
	Re-engagement activities	0	0	0	0	0
	Start date agreed (RPA compliant)	0	0	0	0	0
TEMPORARY BREAK FROM LEARNING	Temporary break from learning	0	0	0	0	0
	Supporting family - teenage parents	0	0	0	0	0
	Illness	0	0	0	0	0
	Pregnancy	0	0	0	0	0
NOT PARTICIPATING	Employment without training (Total)	0	0	0	0	0
	Employment without training	0	0	0	0	0
	Employment with training (other)	0	0	0	0	0
	Temporary employment	0	0	0	0	0
	Self-employment	0	0	0	0	0
	Not settled (active in the labour market)	0	0	0	0	0
	Part time education	0	0	0	0	0
	Part time employment	0	0	0	0	0
	Start date agreed (other)	0	0	0	0	0
	Working not for reward	0	0	0	0	0
	Not ready for work or learning	0	0	0	0	0
	Seeking employment, education or training	0	0	0	0	0
	Not settled (not active in the labour market)	0	0	0	0	0
	Not available - young carer	0	0	0	0	0
	Not available on religious grounds	0	0	0	0	0
	Unlikely ever to be economically active	0	0	0	0	0
	Not available - other reason	0	0	0	0	0
	Current activity not established	0	0	0	0	0
	Current Situation Not Known	0	0	0	0	0
	Cannot be contacted - no current address	0	0	0	0	0
Refused to disclose activity	0	0	0	0	0	
Other	Custody (young adult offender)	0	0	0	0	0
	Survey-TOTAL	0	1	0	0	1

Annual Activity Survey 2020 - School Year 11 - Others

	Chinese	Any Other Ethnic Group	Refused	Information Not Obtained	OTHERS TOTAL
Item					
MEETING THE DUTY TO PARTICIPATE					
Full time education	0	4	0	0	4
School sixth-form	0	0	0	0	0
Sixth-form college	0	2	0	0	2
Further education	0	2	0	0	2
Higher education	0	0	0	0	0
Gap year students	0	0	0	0	0
Other post-16 education	0	0	0	0	0
Special Post-16 Institution	0	0	0	0	0
Custodial institution (juvenile offender)	0	0	0	0	0
Full Time Training	0	0	0	0	0
ESFA funded work-based learning	0	0	0	0	0
Other training (for example, non-ESFA funded private training organisations)	0	0	0	0	0
DWP training and support programme	0	0	0	0	0
Traineeship	0	0	0	0	0
Supported Internship	0	0	0	0	0
Apprenticeship	0	0	0	0	0
Apprenticeship	0	0	0	0	0
Employment combined with training	0	0	0	0	0
Full time employment with study (regulated qualification)	0	0	0	0	0
Self-employment with study (regulated qualification)	0	0	0	0	0
Working not for reward with study (regulated qualification)	0	0	0	0	0
WORKING TOWARDS					
Working towards participation	0	0	0	0	0
Re-engagement activities	0	0	0	0	0
Start date agreed (RPA compliant)	0	0	0	0	0
TEMPORARY BREAK FROM LEARNING					
Temporary break from learning	0	0	0	0	0
Supporting family - teenage parents	0	0	0	0	0
Illness	0	0	0	0	0
Pregnancy	0	0	0	0	0
NOT PARTICIPATING					
Employment without training (Total)	0	0	0	0	0
Employment without training	0	0	0	0	0
Employment with training (other)	0	0	0	0	0
Temporary employment	0	0	0	0	0
Self-employment	0	0	0	0	0
Not settled (active in the labour market)	0	0	0	0	0
Part time education	0	0	0	0	0
Part time employment	0	0	0	0	0
Start date agreed (other)	0	0	0	0	0
Working not for reward	0	0	0	0	0
Not ready for work or learning	0	0	0	0	0
Seeking employment, education or training	0	0	0	0	0
Not settled (not active in the labour market)	0	0	0	0	0
Not available - young carer	0	0	0	0	0
Not available on religious grounds	0	0	0	0	0
Unlikely ever to be economically active	0	0	0	0	0
Not available - other reason	0	0	0	0	0
Current activity not established	0	0	0	0	0
Current Situation Not Known	0	0	0	0	0
Cannot be contacted - no current address	0	0	0	0	0
Refused to disclose activity	0	0	0	0	0
Other					
Custody (young adult offender)	0	0	0	0	0
Survey-TOTAL	0	4	0	0	4

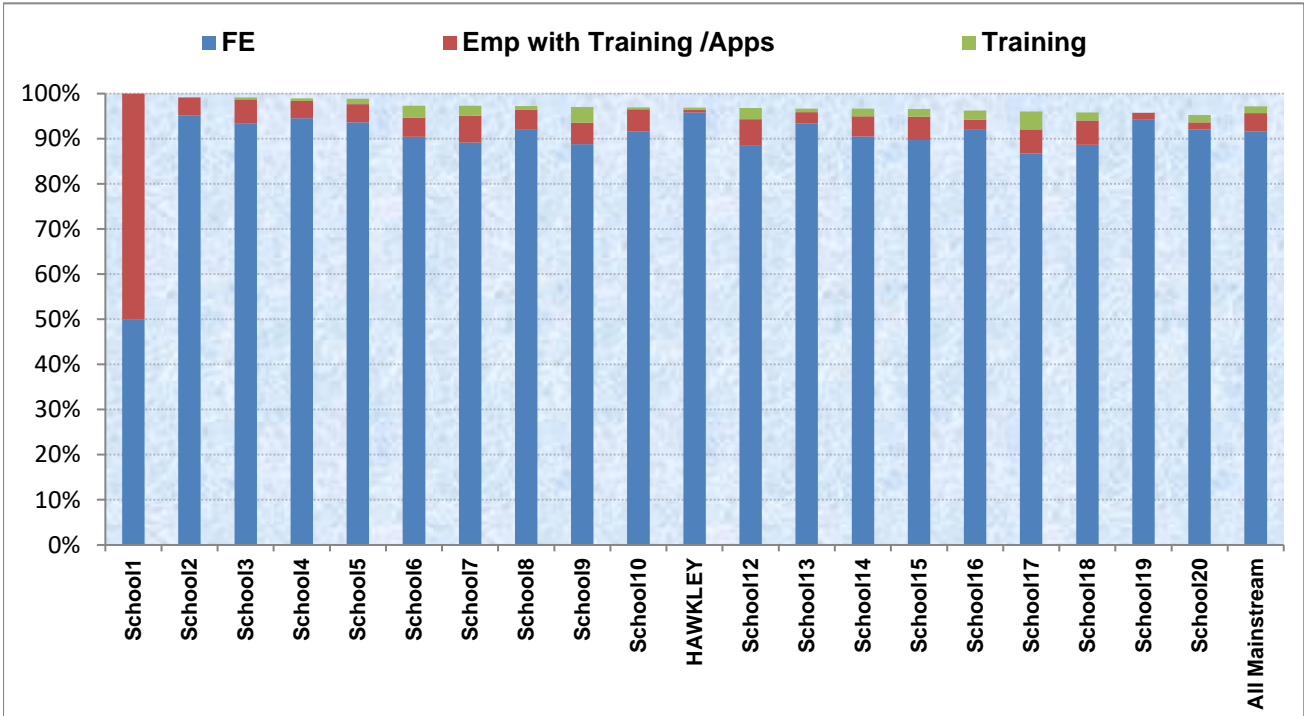
Annual Activity Survey 2020 - School Year 11 - Courses - FE Providers

Item	SEND	Gender				Total
		Male	Female	Withheld	Not Known	
Within full time education, leading to - (TOTAL)	6	93	91	0	0	184
GCE A or AS or A2 level	0	26	36	0	0	62
Level 3 Course	0	0	0	0	0	0
Level 2 Course	0	0	0	0	0	0
Level 1 Course	0	0	0	0	0	0
NVQ Level 3 or equivalent	1	30	41	0	0	71
NVQ Level 2 or equivalent	1	28	8	0	0	36
NVQ Level 1 or equivalent	4	9	4	0	0	13
GCSE course(s)	0	0	0	0	0	0
Other courses	0	0	2	0	0	2
Continuation of a two year course	0	0	0	0	0	0
Higher Education qualification	0	0	0	0	0	0
Gap Year	0	0	0	0	0	0

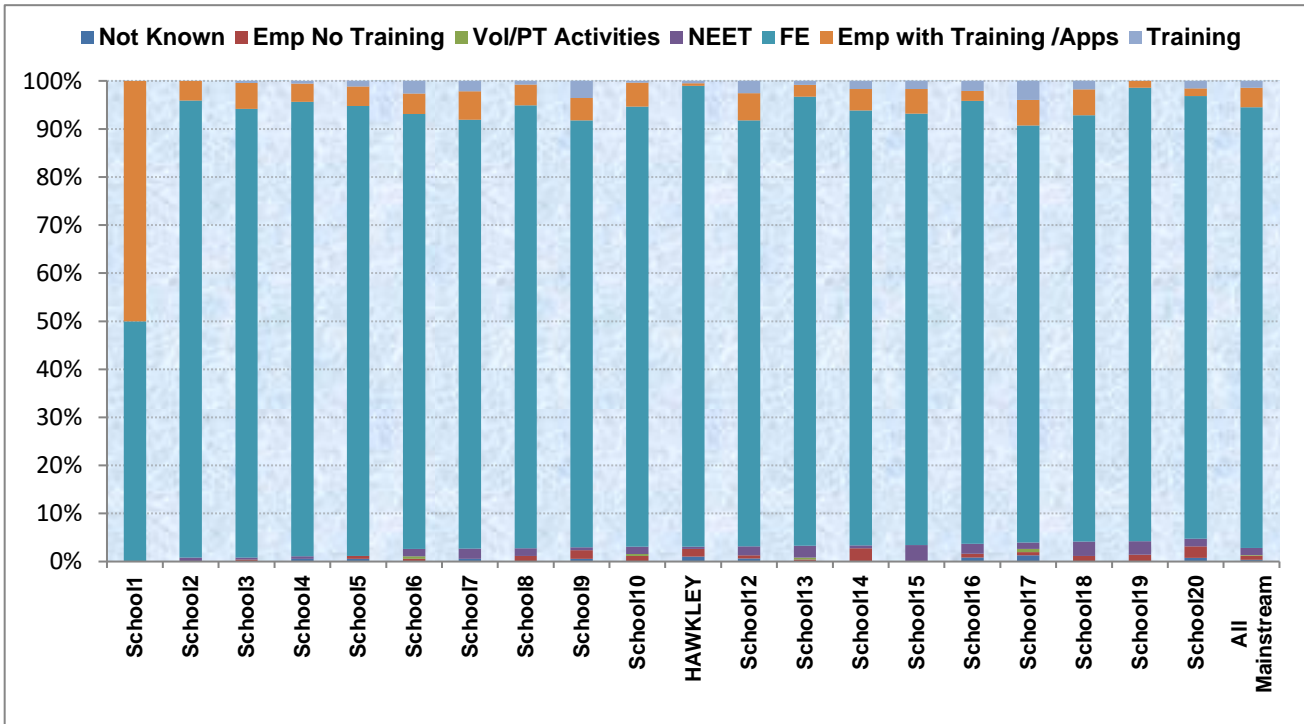


Activity Survey 2020

Participation - All Mainstream Schools



Destination Type - All Mainstream Schools



Activity Survey - 2019 Leavers - Destinations 2020

2019 Destination	2020 Destinations								
	Moved OOA	Not Known	Employment No Training	Voluntary/ PT Activities	NEET	FE	Employment with Training/Apprenticeships	Training	Grand Total
Not Known									0
Emp No Training									0
Vol/PT Activities									0
NEET					1				1
FE	2	16	2		2	143	8		173
Emp with Training / Apps		1	1				14		16
Training									0
Grand Total	2	17	3	0	3	143	22	0	190

Destination Type	AS 2019 Destination	Destinations 2020
Not Known		9.0%
Emp No Training		1.6%
Vol/PT		
NEET	0.5%	1.6%
FE	91.1%	76.1%
Emp With Training/Apps	8.4%	11.7%
Training		
Participation	99.5%	87.8%

