

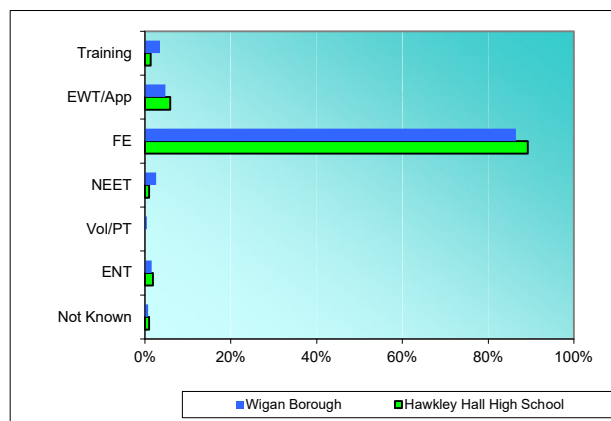
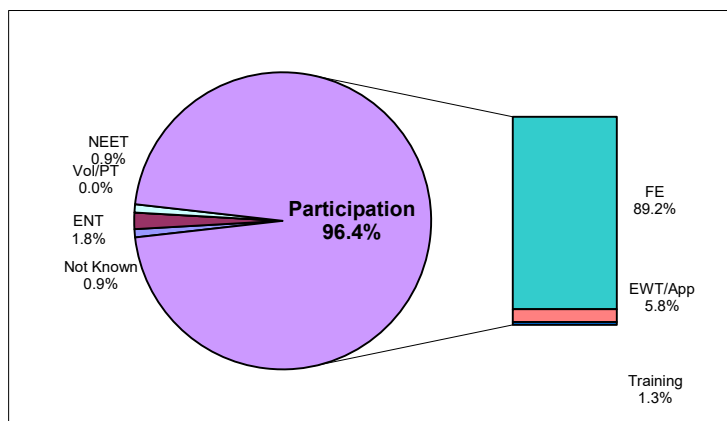


Wigan[♥]
Council

Activity Survey 2024

Hawkley Hall High School

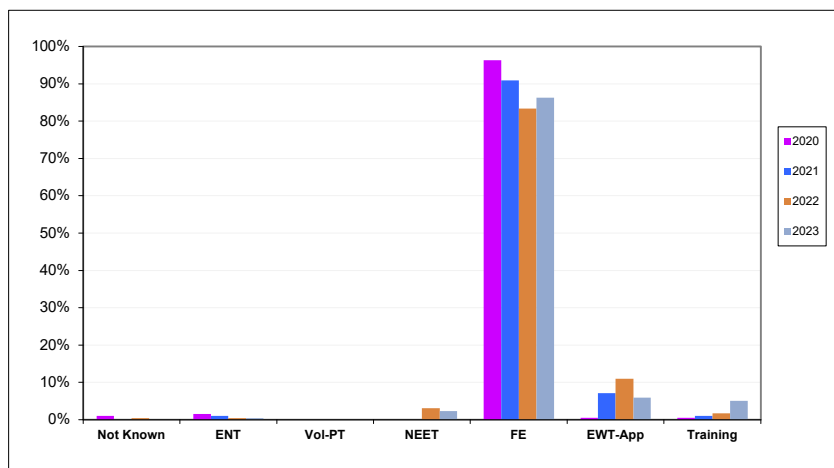
Destination Data



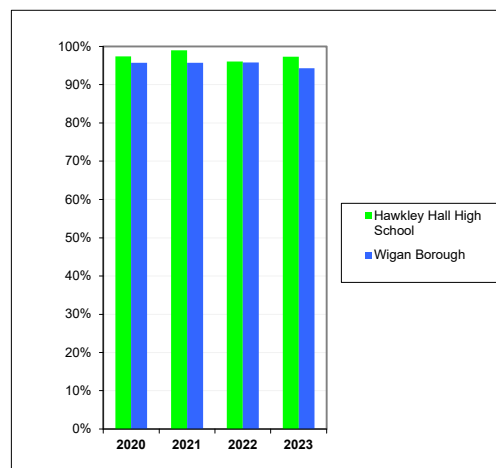
Activity		Hawkey Hall High School	Percentage	Wigan Borough	Percentage
Not Known	Not Known	2	0.90%	29	0.70%
Employment no Training	ENT	4	1.79%	65	1.56%
Voluntary & Part Time Activities	Vol/PT	0	0.00%	17	0.41%
NEET	NEET	2	0.90%	108	2.59%
FE	FE	199	89.24%	3608	86.50%
Employment with Training /Apprenticeships	EWT/App	13	5.83%	199	4.77%
Training	Training	3	1.35%	145	3.48%
Grand Total		223		4171	

Historical Data

Destinations



Participation



								Participation	
Year	Not Known	Employment with no Accredited Training	Voluntary & Part Time Activities	NEET	FE	Employment with Accredited Training/Apprenticeships	Training	Hawkey Hall High School	Wigan Borough
2020	1.0%	1.6%	0.0%	0.0%	96.3%	0.5%	0.5%	97.4%	95.7%
2021	0.0%	1.0%	0.0%	0.0%	90.9%	7.1%	1.0%	99.0%	95.7%
2022	0.4%	0.4%	0.0%	3.1%	83.3%	11.0%	1.8%	96.1%	95.9%
2023	0.0%	0.5%	0.0%	2.3%	86.3%	5.9%	5.0%	97.3%	94.3%
2024	0.9%	1.8%	0.0%	0.9%	89.2%	5.8%	1.3%	96.4%	94.8%

Annual Activity Survey 2024 - School Year 11 Guarantee - Summary

	Item	SEND	Sex			Total	%
			Male	Female	Unknown		
MEETING THE DUTY TO PARTICIPATE	Full time education	9	86	113	0	199	89.2%
	School sixth-form	1	0	1	0	1	0.4%
	Sixth-form college	1	25	35	0	60	26.9%
	Further education	6	61	76	0	137	61.4%
	Higher education	0	0	0	0	0	0.0%
	Gap year students	0	0	0	0	0	0.0%
	Other post-16 education	1	0	1	0	1	0.4%
	Special Post-16 Institution	0	0	0	0	0	0.0%
	Custodial institution (juvenile offender)	0	0	0	0	0	0.0%
	Full Time Training	0	2	1	0	3	1.3%
	ESFA funded work-based learning	0	2	1	0	3	1.3%
	Other training (for example, non-ESFA funded private training organisations)	0	0	0	0	0	0.0%
	DWP training and support programme	0	0	0	0	0	0.0%
		0	0	0	0	0	0.0%
	Supported Internship	0	0	0	0	0	0.0%
	Apprenticeship	0	8	3	0	11	4.9%
	Apprenticeship	0	8	3	0	11	4.9%
	Employment combined with training	0	2	0	0	2	0.9%
	Full time employment with study (regulated qualification)	0	2	0	0	2	0.9%
	Self-employment with study (regulated qualification)	0	0	0	0	0	0.0%
	Working not for reward with study (regulated qualification)	0	0	0	0	0	0.0%
WORKING TOWARDS	Working towards participation	0	0	0	0	0	0.0%
	Re-engagement activities	0	0	0	0	0	0.0%
	Start date agreed (RPA compliant)	0	0	0	0	0	0.0%
TEMPORARY BREAK FROM LEARNING	Temporary break from learning	0	0	0	0	0	0.0%
	Supporting family - teenage parents	0	0	0	0	0	0.0%
	Illness	0	0	0	0	0	0.0%
	Pregnancy	0	0	0	0	0	0.0%
NOT PARTICIPATING	Employment without training (Total)	0	2	2	0	4	1.8%
	Employment without training	0	0	0	0	0	0.0%
	Employment with training (other)	0	2	2	0	4	1.8%
	Temporary employment	0	0	0	0	0	0.0%
	Self-employment	0	0	0	0	0	0.0%
	Not settled (active in the labour market)	0	0	2	0	2	0.9%
	Part time education	0	0	0	0	0	0.0%
	Part time employment	0	0	0	0	0	0.0%
	Start date agreed (other)	0	0	0	0	0	0.0%
	Working not for reward	0	0	0	0	0	0.0%
	Not ready for work or learning	0	0	0	0	0	0.0%
	Seeking employment, education or training	0	0	2	0	2	0.9%
	Not settled (not active in the labour market)	0	0	0	0	0	0.0%
	Not available - young carer	0	0	0	0	0	0.0%
	Not available on religious grounds	0	0	0	0	0	0.0%
	Unlikely ever to be economically active	0	0	0	0	0	0.0%
	Not available - other reason	0	0	0	0	0	0.0%
	Current activity not established	0	1	1	0	2	0.9%
	Current Situation Not Known	0	1	1	0	2	0.9%
	Cannot be contacted - no current address	0	0	0	0	0	0.0%
	Refused to disclose activity	0	0	0	0	0	0.0%
	Custody (young adult offender)	0	0	0	0	0	0.0%
Other	Survey-TOTAL	9	101	122	0	223	

Annual Activity Survey 2024 - School Year 11 Guarantee - White

	Item	White British	White Irish	White Gypsy/Roma	Any Other White Background	WHITE TOTAL
MEETING THE DUTY TO PARTICIPATE	Full time education	176	0	0	3	179
	School sixth-form	1	0	0	0	1
	Sixth-form college	50	0	0	0	50
	Further education	124	0	0	3	127
	Higher education	0	0	0	0	0
	Gap year students	0	0	0	0	0
	Other post-16 education	1	0	0	0	1
	Special Post-16 Institution	0	0	0	0	0
	Custodial institution (juvenile offender)	0	0	0	0	0
	Full Time Training	3	0	0	0	3
	ESFA funded work-based learning	3	0	0	0	3
	Other training (for example, non-ESFA funded private training organisations)	0	0	0	0	0
	DWP training and support programme	0	0	0	0	0
	Traineeship	0	0	0	0	0
	Supported Internship	0	0	0	0	0
	Apprenticeship	11	0	0	0	11
	Apprenticeship	11	0	0	0	11
	Employment combined with training	1	0	0	0	1
	Full time employment with study (regulated qualification)	1	0	0	0	1
	Self-employment with study (regulated qualification)	0	0	0	0	0
	Working not for reward with study (regulated qualification)	0	0	0	0	0
	Working towards participation	0	0	0	0	0
WORKING TOWARDS	Re-engagement activities	0	0	0	0	0
	Start date agreed (RPA compliant)	0	0	0	0	0
TEMPORARY BREAK FROM LEARNING	Temporary break from learning	0	0	0	0	0
	Supporting family - teenage parents	0	0	0	0	0
	Illness	0	0	0	0	0
	Pregnancy	0	0	0	0	0
NOT PARTICIPATING	Employment without training (Total)	4	0	0	0	4
	Employment without training	0	0	0	0	0
	Employment with training (other)	4	0	0	0	4
	Temporary employment	0	0	0	0	0
	Self-employment	0	0	0	0	0
	Not settled (active in the labour market)	2	0	0	0	2
	Part time education	0	0	0	0	0
	Part time employment	0	0	0	0	0
	Start date agreed (other)	0	0	0	0	0
	Working not for reward	0	0	0	0	0
	Not ready for work or learning	0	0	0	0	0
	Seeking employment, education or training	2	0	0	0	2
	Not settled (not active in the labour market)	0	0	0	0	0
	Not available - young carer	0	0	0	0	0
	Not available on religious grounds	0	0	0	0	0
	Unlikely ever to be economically active	0	0	0	0	0
	Not available - other reason	0	0	0	0	0
	Current activity not established	1	0	0	0	1
	Current Situation Not Known	1	0	0	0	1
	Cannot be contacted - no current address	0	0	0	0	0
	Refused to disclose activity	0	0	0	0	0
	Custody (young adult offender)	0	0	0	0	0
	Survey-TOTAL	198	0	0	3	201
Other						

Annual Activity Survey 2024 - School Year 11 Guarantee - Mixed

	Item	White and Black Caribbean	White and Black African	White and Asian	Any Other Mixed Background	MIXED TOTAL
MEETING THE DUTY TO PARTICIPATE	Full time education	3	2	2	3	10
	School sixth-form	0	0	0	0	0
	Sixth-form college	2	2	1	0	5
	Further education	1	0	1	3	5
	Higher education	0	0	0	0	0
	Gap year students	0	0	0	0	0
	Other post-16 education	0	0	0	0	0
	Special Post-16 Institution	0	0	0	0	0
	Custodial institution (juvenile offender)	0	0	0	0	0
	Full Time Training	0	0	0	0	0
	ESFA funded work-based learning	0	0	0	0	0
	Other training (for example, non-ESFA funded private training organisations)	0	0	0	0	0
	DWP training and support programme	0	0	0	0	0
	Traineeship	0	0	0	0	0
	Supported Internship	0	0	0	0	0
	Apprenticeship	0	0	0	0	0
	Apprenticeship	0	0	0	0	0
	Employment combined with training	0	0	0	0	0
	Full time employment with study (regulated qualification)	0	0	0	0	0
	Self-employment with study (regulated qualification)	0	0	0	0	0
	Working not for reward with study (regulated qualification)	0	0	0	0	0
WORKING TOWARDS	Working towards participation	0	0	0	0	0
	Re-engagement activities	0	0	0	0	0
	Start date agreed (RPA compliant)	0	0	0	0	0
TEMPORARY BREAK FROM LEARNING	Temporary break from learning	0	0	0	0	0
	Supporting family - teenage parents	0	0	0	0	0
	Illness	0	0	0	0	0
	Pregnancy	0	0	0	0	0
NOT PARTICIPATING	Employment without training (Total)	0	0	0	0	0
	Employment without training	0	0	0	0	0
	Employment with training (other)	0	0	0	0	0
	Temporary employment	0	0	0	0	0
	Self-employment	0	0	0	0	0
	Not settled (active in the labour market)	0	0	0	0	0
	Part time education	0	0	0	0	0
	Part time employment	0	0	0	0	0
	Start date agreed (other)	0	0	0	0	0
	Working not for reward	0	0	0	0	0
	Not ready for work or learning	0	0	0	0	0
	Seeking employment, education or training	0	0	0	0	0
	Not settled (not active in the labour market)	0	0	0	0	0
	Not available - young carer	0	0	0	0	0
	Not available on religious grounds	0	0	0	0	0
	Unlikely ever to be economically active	0	0	0	0	0
	Not available - other reason	0	0	0	0	0
	Current activity not established	0	0	0	0	0
	Current Situation Not Known	0	0	0	0	0
	Cannot be contacted - no current address	0	0	0	0	0
Other	Refused to disclose activity	0	0	0	0	0
	Custody (young adult offender)	0	0	0	0	0
	Survey-TOTAL	3	2	2	3	10

Annual Activity Survey 2024 - School Year 11 Guarantee - Asian

	Item	Indian	Pakistani	Bangladeshi	Any other Asian Background	ASIAN TOTAL
MEETING THE DUTY TO PARTICIPATE	Full time education	1	1	0	1	3
	School sixth-form	0	0	0	0	0
	Sixth-form college	1	0	0	1	2
	Further education	0	1	0	0	1
	Higher education	0	0	0	0	0
	Gap year students	0	0	0	0	0
	Other post-16 education	0	0	0	0	0
	Special Post-16 Institution	0	0	0	0	0
	Custodial institution (juvenile offender)	0	0	0	0	0
	Full Time Training	0	0	0	0	0
	ESFA funded work-based learning	0	0	0	0	0
	Other training (for example, non-ESFA funded private training organisations)	0	0	0	0	0
	DWP training and support programme	0	0	0	0	0
	Traineeship	0	0	0	0	0
	Supported Internship	0	0	0	0	0
	Apprenticeship	0	0	0	0	0
	Apprenticeship	0	0	0	0	0
	Employment combined with training	0	0	0	1	1
	Full time employment with study (regulated qualification)	0	0	0	1	1
	Self-employment with study (regulated qualification)	0	0	0	0	0
	Working not for reward with study (regulated qualification)	0	0	0	0	0
	Working towards participation	0	0	0	0	0
WORKING TOWARDS	Re-engagement activities	0	0	0	0	0
	Start date agreed (RPA compliant)	0	0	0	0	0
TEMPORARY BREAK FROM LEARNING	Temporary break from learning	0	0	0	0	0
	Supporting family - teenage parents	0	0	0	0	0
	Illness	0	0	0	0	0
	Pregnancy	0	0	0	0	0
NOT PARTICIPATING	Employment without training (Total)	0	0	0	0	0
	Employment without training	0	0	0	0	0
	Employment with training (other)	0	0	0	0	0
	Temporary employment	0	0	0	0	0
	Self-employment	0	0	0	0	0
	Not settled (active in the labour market)	0	0	0	0	0
	Part time education	0	0	0	0	0
	Part time employment	0	0	0	0	0
	Start date agreed (other)	0	0	0	0	0
	Working not for reward	0	0	0	0	0
	Not ready for work or learning	0	0	0	0	0
	Seeking employment, education or training	0	0	0	0	0
	Not settled (not active in the labour market)	0	0	0	0	0
	Not available - young carer	0	0	0	0	0
	Not available on religious grounds	0	0	0	0	0
	Unlikely ever to be economically active	0	0	0	0	0
	Not available - other reason	0	0	0	0	0
	Current activity not established	0	0	0	0	0
	Current Situation Not Known	0	0	0	0	0
	Cannot be contacted - no current address	0	0	0	0	0
	Refused to disclose activity	0	0	0	0	0
	Custody (young adult offender)	0	0	0	0	0
	Survey-TOTAL	1	1	0	2	4
Other						

Annual Activity Survey 2024 - School Year 11 Guarantee - Black

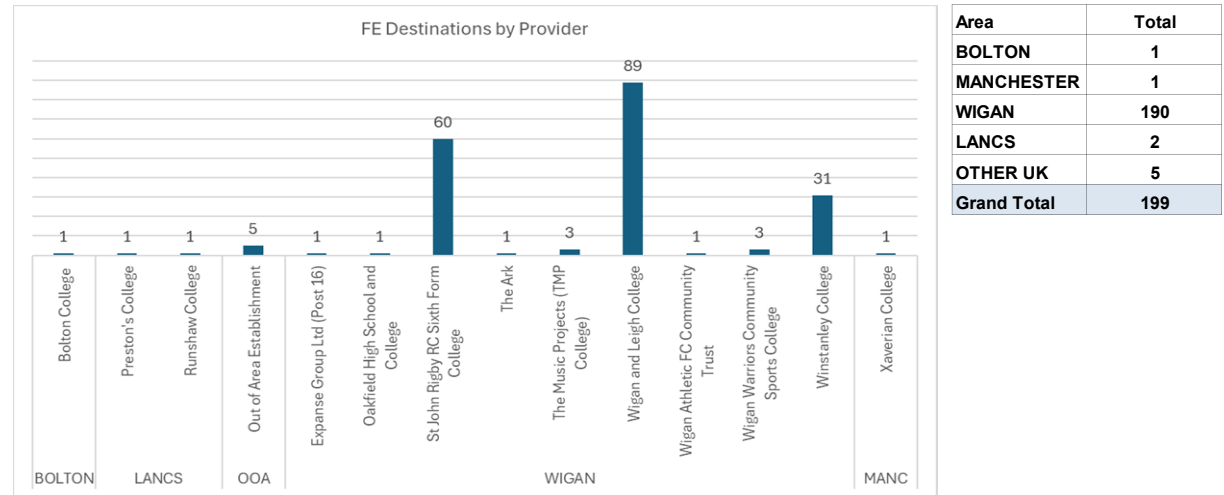
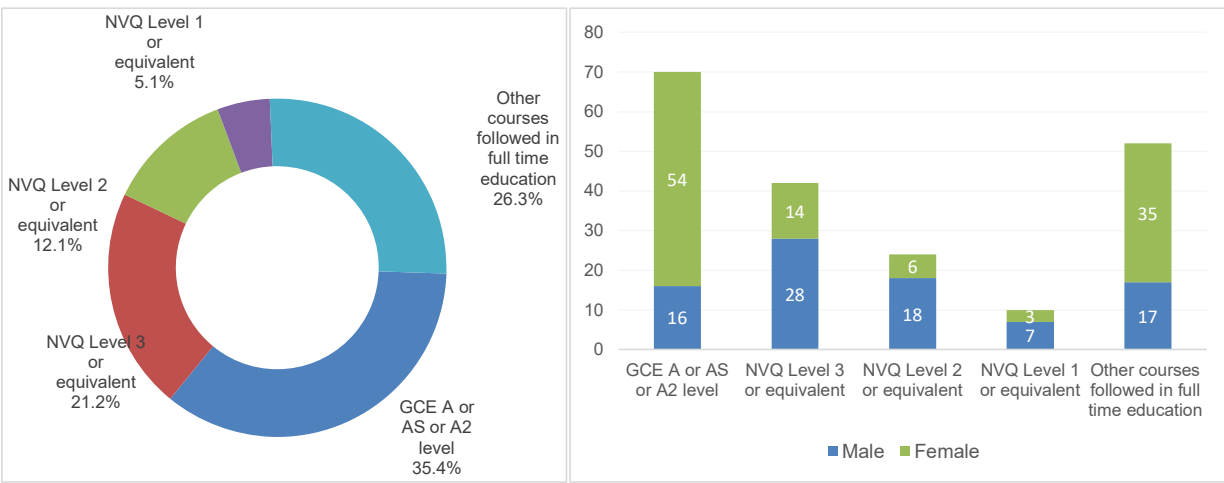
	Item	Caribbean	African	Black British	Any Other Black Background	BLACK TOTAL
MEETING THE DUTY TO PARTICIPATE	Full time education	0	1	0	0	1
	School sixth-form	0	0	0	0	0
	Sixth-form college	0	1	0	0	1
	Further education	0	0	0	0	0
	Higher education	0	0	0	0	0
	Gap year students	0	0	0	0	0
	Other post-16 education	0	0	0	0	0
	Special Post-16 Institution	0	0	0	0	0
	Custodial institution (juvenile offender)	0	0	0	0	0
	Full Time Training	0	0	0	0	0
	ESFA funded work-based learning	0	0	0	0	0
	Other training (for example, non-ESFA funded private training organisations)	0	0	0	0	0
	DWP training and support programme	0	0	0	0	0
	Traineeship	0	0	0	0	0
	Supported Internship	0	0	0	0	0
	Apprenticeship	0	0	0	0	0
	Apprenticeship	0	0	0	0	0
	Employment combined with training	0	0	0	0	0
	Full time employment with study (regulated qualification)	0	0	0	0	0
	Self-employment with study (regulated qualification)	0	0	0	0	0
	Working not for reward with study (regulated qualification)	0	0	0	0	0
WORKING TOWARDS	Working towards participation	0	0	0	0	0
	Re-engagement activities	0	0	0	0	0
	Start date agreed (RPA compliant)	0	0	0	0	0
TEMPORARY BREAK FROM LEARNING	Temporary break from learning	0	0	0	0	0
	Supporting family - teenage parents	0	0	0	0	0
	Illness	0	0	0	0	0
	Pregnancy	0	0	0	0	0
NOT PARTICIPATING	Employment without training (Total)	0	0	0	0	0
	Employment without training	0	0	0	0	0
	Employment with training (other)	0	0	0	0	0
	Temporary employment	0	0	0	0	0
	Self-employment	0	0	0	0	0
	Not settled (active in the labour market)	0	0	0	0	0
	Part time education	0	0	0	0	0
	Part time employment	0	0	0	0	0
	Start date agreed (other)	0	0	0	0	0
	Working not for reward	0	0	0	0	0
	Not ready for work or learning	0	0	0	0	0
	Seeking employment, education or training	0	0	0	0	0
	Not settled (not active in the labour market)	0	0	0	0	0
	Not available - young carer	0	0	0	0	0
	Not available on religious grounds	0	0	0	0	0
	Unlikely ever to be economically active	0	0	0	0	0
	Not available - other reason	0	0	0	0	0
	Current activity not established	0	0	0	0	0
	Current Situation Not Known	0	0	0	0	0
	Cannot be contacted - no current address	0	0	0	0	0
	Refused to disclose activity	0	0	0	0	0
Other	Custody (young adult offender)	0	0	0	0	0
	Survey-TOTAL	0	1	0	0	1

Annual Activity Survey 2024 - School Year 11 Guarantee - Others

	Item	Chinese	Any Other Ethnic Group	Refused	Information Not Obtained	OTHERS TOTAL
MEETING THE DUTY TO PARTICIPATE	Full time education	1	3	0	2	6
	School sixth-form	0	0	0	0	0
	Sixth-form college	0	1	0	1	2
	Further education	1	2	0	1	4
	Higher education	0	0	0	0	0
	Gap year students	0	0	0	0	0
	Other post-16 education	0	0	0	0	0
	Special Post-16 Institution	0	0	0	0	0
	Custodial institution (juvenile offender)	0	0	0	0	0
	Full Time Training	0	0	0	0	0
	ESFA funded work-based learning	0	0	0	0	0
	Other training (for example, non-ESFA funded private training organisations)	0	0	0	0	0
	DWP training and support programme	0	0	0	0	0
	Traineeship	0	0	0	0	0
	Supported Internship	0	0	0	0	0
	Apprenticeship	0	0	0	0	0
	Apprenticeship	0	0	0	0	0
	Employment combined with training	0	0	0	0	0
	Full time employment with study (regulated qualification)	0	0	0	0	0
	Self-employment with study (regulated qualification)	0	0	0	0	0
	Working not for reward with study (regulated qualification)	0	0	0	0	0
	Working towards participation	0	0	0	0	0
WORKING TOWARDS	Re-engagement activities	0	0	0	0	0
	Start date agreed (RPA compliant)	0	0	0	0	0
TEMPORARY BREAK FROM LEARNING	Temporary break from learning	0	0	0	0	0
	Supporting family - teenage parents	0	0	0	0	0
	Illness	0	0	0	0	0
	Pregnancy	0	0	0	0	0
NOT PARTICIPATING	Employment without training (Total)	0	0	0	0	0
	Employment without training	0	0	0	0	0
	Employment with training (other)	0	0	0	0	0
	Temporary employment	0	0	0	0	0
	Self-employment	0	0	0	0	0
	Not settled (active in the labour market)	0	0	0	0	0
	Part time education	0	0	0	0	0
	Part time employment	0	0	0	0	0
	Start date agreed (other)	0	0	0	0	0
	Working not for reward	0	0	0	0	0
	Not ready for work or learning	0	0	0	0	0
	Seeking employment, education or training	0	0	0	0	0
	Not settled (not active in the labour market)	0	0	0	0	0
	Not available - young carer	0	0	0	0	0
	Not available on religious grounds	0	0	0	0	0
	Unlikely ever to be economically active	0	0	0	0	0
	Not available - other reason	0	0	0	0	0
	Current activity not established	0	1	0	0	1
	Current Situation Not Known	0	1	0	0	1
	Cannot be contacted - no current address	0	0	0	0	0
	Refused to disclose activity	0	0	0	0	0
Other	Custody (young adult offender)	0	0	0	0	0
	Survey-TOTAL	1	4	0	2	7

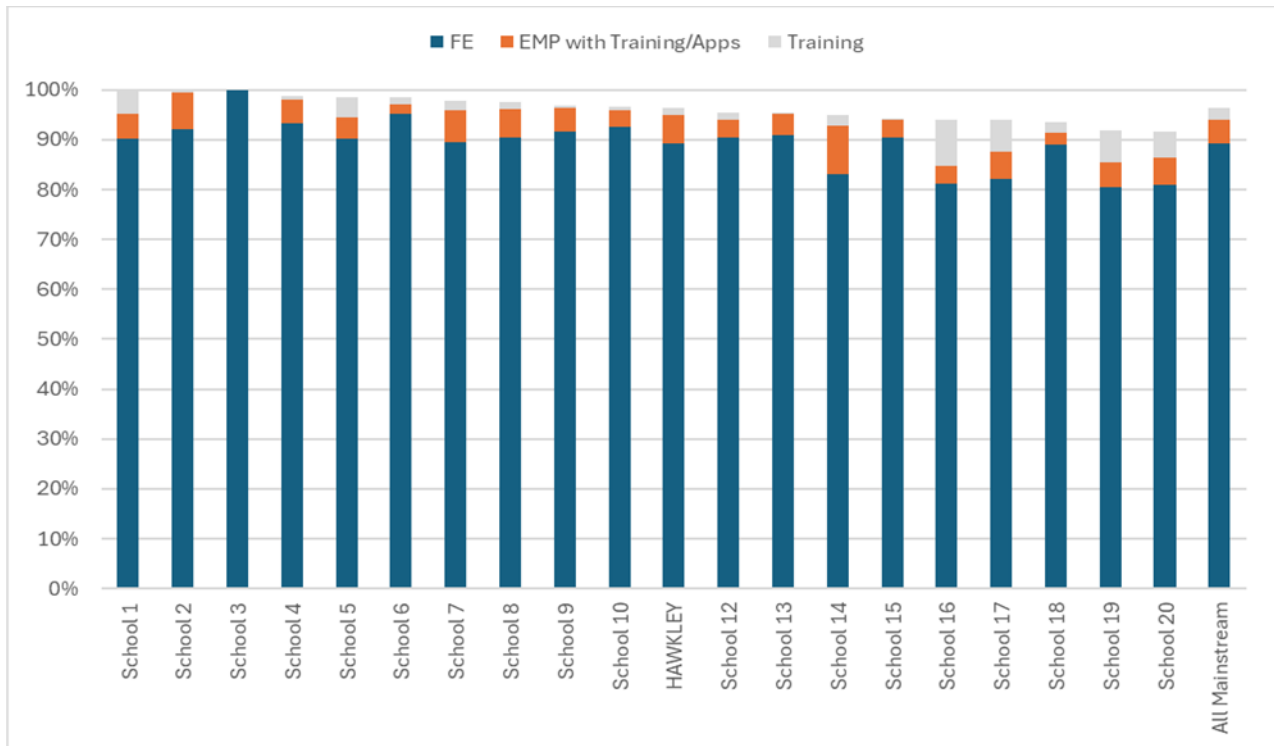
Annual Activity Survey 2024 - School Year 11 - Courses - FE Providers

Item	SEND	Sex			Total
		Male	Female	Not Known	
Within full time education, leading to - (TOTAL)	9	86	113	0	199
GCE A or AS or A2 level	1	16	54	0	70
Level 3 Course	0	0	0	0	0
Level 2 Course	0	0	0	0	0
Level 1 Course	0	0	0	0	0
NVQ Level 3 or equivalent	1	28	14	0	42
NVQ Level 2 or equivalent	2	18	6	0	24
NVQ Level 1 or equivalent	1	7	3	0	10
GCSE course(s)	1	0	1	0	1
Other courses followed in full time education	3	17	35	0	52
Continuation of a two year course	0	0	0	0	0
Higher Education qualification	0	0	0	0	0
Gap Year	0	0	0	0	0

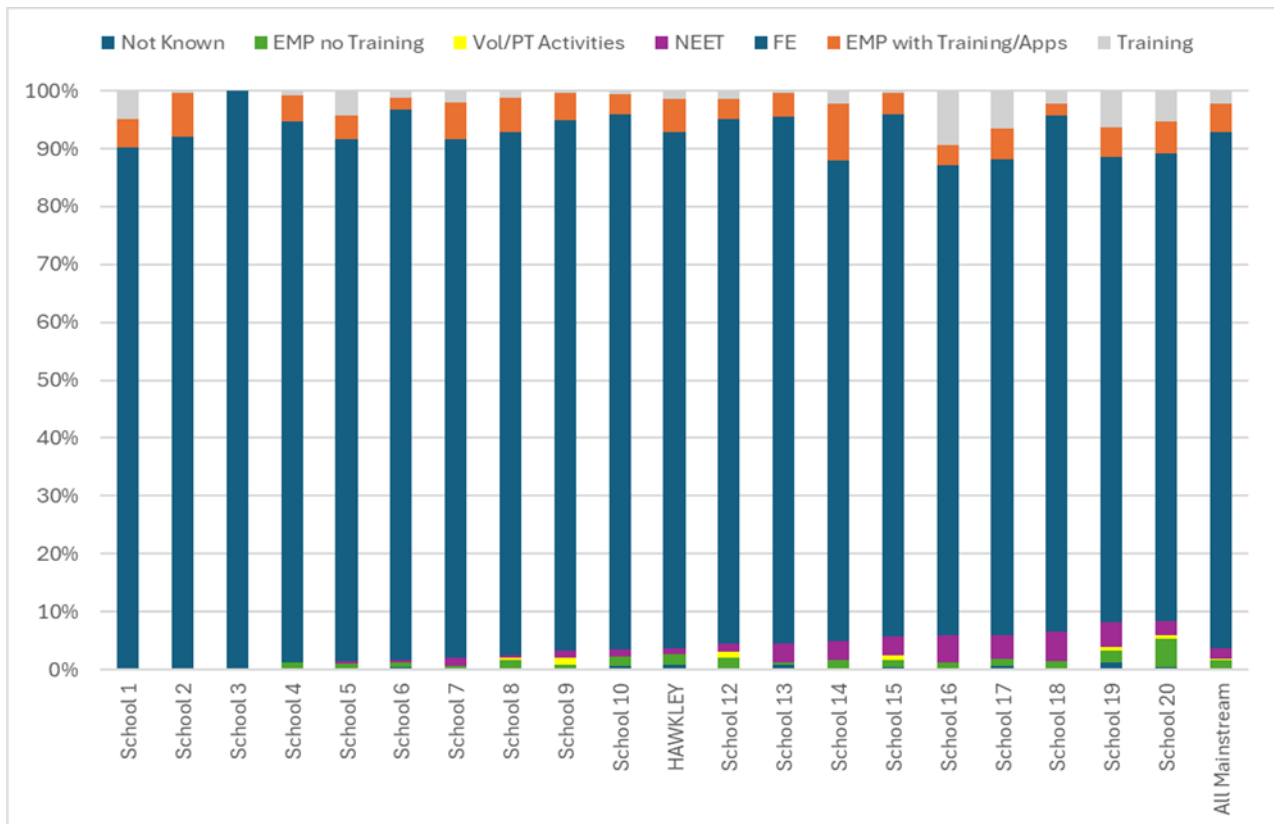


Activity Survey 2024

Participation - All Mainstream Schools



Destination Type - All Mainstream Schools



Activity Survey - 2023 Leavers - Destinations 2024

2023 Destinations	2024							
	Not Known	Employment No Training	Voluntary/PT Activities	NEET	FE	Employment with Training/Apprenticeships	Training	Grand Total
Not Known								
Employment No Training		1						1
Voluntary/PT Activities								
NEET	1	1		3				5
FE	13	1		5	162	4	4	189
Emp With Training/Apps		2		1	2	8		13
Training	2				2		7	11
Grand Total	16	5		9	166	12	11	219

Destination Type	AS 2023 Dest	Dest 2024
Not Known	0.0%	7.31%
Emp No Training	0.5%	2.3%
Vol/PT	0.0%	0.0%
NEET	2.3%	4.1%
FE	86.3%	75.8%
Emp With Training/Apps	5.9%	5.5%
Training	5.0%	5.0%
Participation	97.3%	86.3%

